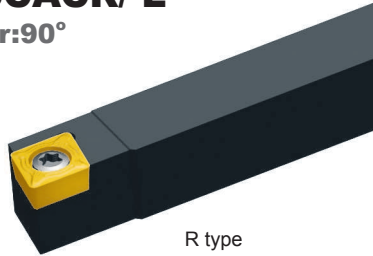


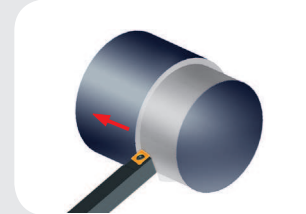
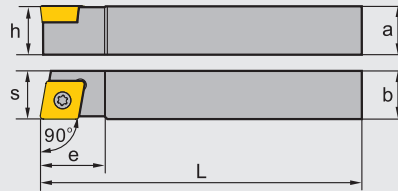
CC\*\* Toolholder · Halter



S-Clamping · S-Halter

### SCACR/ L Kr:90°













R type  
Rechtsausführung



Type · Typ		Stock Lager		Dimension (mm) Abmessung						Screw Schraube	Wrench Schlüssel		
		R	L	a	b	L	h	s	e				
<b>SCACR/ L</b>	<b>1010E06</b>	●	●	10	10	70	10	10.5	10	I60M2.5×6.5	WT07IP		
	<b>1212F09</b>	●	●	12	12	80	12	12.7	16	I60M3.5×8	WT15IP		

Applicable insert  
Wendeschneidplatten

Application Anwendung	Extra Finishing Feinbearbeitung	Finishing Schlichten	Semi-finishing Mittlere Bearbeit.	Roughing Schruppen	Al machining Alu Bearbeitung	Cast iron machining Grauguss Bearbeit.	PCBN/PCD inserts/WSP
insert shape Schneidplattenform	<b>SF</b>  A92	<b>HF</b>  A92	<b>HM</b>  A93	<b>HR</b>  A94	<b>LH</b>  A94	Flat  A94	Flat  A127
		<b>EF</b>  A93	<b>EM</b>  A93		<b>LC</b>  A94		
Type · Typ	<b>SCACR/ L**E06</b>	CC**0602**	CC**0602**	CC**0602**	CC**0602**	CCGX 0602**	CC** 0602**
	<b>SCACR/ L**F09</b>	CC**09T3**	CC**09T3**	CC**09T3**	CC**09T3**	CCGX 09T3**	CC** 09T3**

# Turning · Drehen

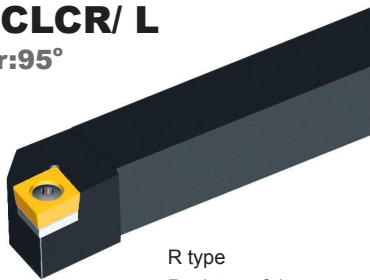
External turning tools · Drehwerkzeugen zur Außenbearbeitung

CC\*\* Toolholder · Halter

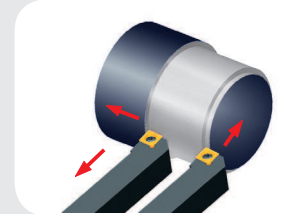
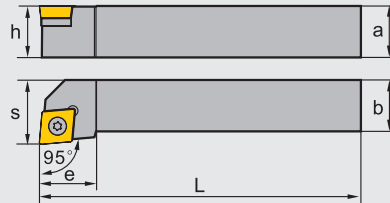
S-Clamping · S-Halter

## SCLCR/ L

Kr:95°













R type  
Rechtsausführung



Type · Typ		Stock Lager		Dimension (mm) Abmessung						Screw Schraube	Shim Unterlage	Shim Screw, Unterlage Schraube	Wrench Schlüssel
		R	L	a	b	L	h	s	e				
<b>SCLCR/ L</b>	<b>0808D06</b>	●	●	08	08	60	08	10	10	I60M2.5×6.5	—	—	WT07IP
	<b>1010E06</b>	●	●	10	10	70	10	12	10				
	<b>1212F09</b>	●	●	12	12	80	12	16	16				
	<b>1616H09</b>	●	●	16	16	100	16	20	16	I60M3.5×8	—	—	WT15IP
	<b>1616H12</b>	●	○	16	16	100	16	20	18				
	<b>2020K09</b>	●	○	20	20	125	20	25	25	I60M4×11X	C12BS	SM6×10XA	WT15IP WH40L
	<b>2020K12</b>	●	●	20	20	125	20	25	25				
	<b>2525M12</b>	●	●	25	25	150	25	32	26				
	<b>3225P12</b>	●	●	32	25	170	32	32	26				
<b>3232P12</b>	●	○	32	32	170	32	40	28					

Applicable insert  
Wendeschneidplatten

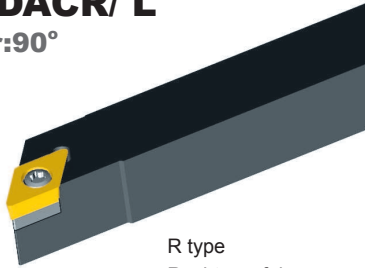
Application Anwendung	Extra Finishing Feinbearbeitung	Finishing Schlichten	Semi-finishing Mittlere Bearbeit.	Roughing Schruppen	Al machining Alu Bearbeitung	Cast iron mach. Gusseis. Bearb.	PCBN · PCD PCBN · PKD
insert shape Schneidplattenform	<b>SF</b>  A92	<b>HF</b>  A92	<b>HM</b>  A93	<b>HR</b>  A94	<b>LH</b>  A94	Flat  A94	Flat  A127
		<b>EF</b>  A93	<b>EM</b>  A93		<b>LC</b>  A94		
Type · Typ	<b>SCLCR/ L**D / E06</b>	CC** 0602**	CC** 0602**	CC** 0602**	CC** 0602**	CCGX 0602**	CC** 0602**
	<b>SCLCR / L*F / H09</b>	CC** 09T3**	CC** 09T3**	CC** 09T3**	CC** 09T3**	CCGX 09T3**	CC** 09T3**
Type · Typ	<b>SCLCR / L**K / M / P12</b>		CC** 1204**	CC** 1204**	CC** 1204**	CCGX 1204**	CC** 1204**

● ex stock · ab Lager ○ on demand · Anfrage


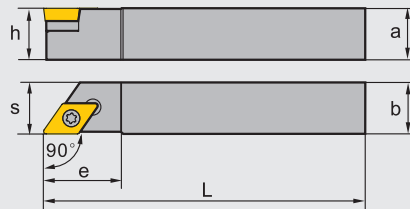
DC\*\* Toolholder · Halter





S-Clamping · S-Halter

### SDACR/ L Kr:90°













R type  
Rechtsausführung



Type · Typ		Stock Lager		Dimension (mm) Abmessung						Screw Schraube	Shim Unterlage	Shim Screw, Unterlage Schraube	Wrench Schlüssel
		R	L	a	b	L	h	s	e				
<b>SDACR/ L</b>	<b>1010E07</b>	●	●	10	10	70	10	10.5	15	I60M2.5×6.5	—	—	WT07IP
	<b>1212F11</b>	●	●	12	12	80	12	12.5	15	I60M3.5×8	—	—	WT15IP
	<b>1616H11</b>	●	●	16	16	100	16	16.7	24	I60M3.5×12	D11BS	SM5×8.65XA	WT15IP WH35L

Applicable insert  
Wendeschneidplatten

Application Anwendung	Extra Finishing Feinbearbeitung	Finishing Schlichten	Semi-finishing Mittlere Bearbeit.	Roughing Schruppen	Al machining Alu Bearbeitung	Cast iron mach. Gusseis. Bearb.	PCBN · PCD PCBN · PKD
insert shape Schneidplattenform	<b>SF</b>  A96	<b>HF</b>  A96	<b>HM</b>  A97	<b>HR</b>  A98	<b>LH</b>  A98	Flat  A98	Flat  A128
		<b>EF</b>  A96	<b>EM</b>  A97		<b>LC</b>  A98		
Type · Typ	<b>SDACR / L**E07</b>	DC** 0702**	DC** 0702**	DC** 0702**		DCGX 0702**	DC**0702**
	<b>SDACR / L**F / H11</b>	DC** 11T3**	DC** 11T3**	DC** 11T3**	DC** 11T3**	DCGX 11T3**	DC** 11T3**

# Turning · Drehen

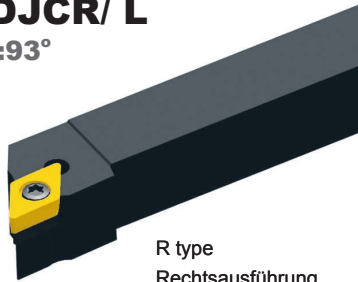
External turning tools · Drehwerkzeugen zur Außenbearbeitung

DC\*\* Toolholder · Halter

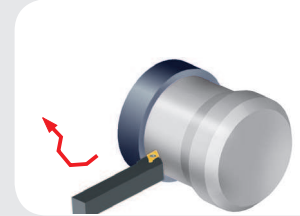
S-Clamping · S-Halter

## SDJCR/ L

Kr:93°













R type  
Rechtsausführung



Type · Typ		Stock Lager		Dimension (mm) Abmessung						Screw Schraube	Shim Unterlage	Shim Screw, Unterlage Schraube	Wrench Schlüssel
		R	L	a	b	L	h	s	e				
<b>SDJCR/ L</b>	<b>1010E07</b>	●	●	10	10	70	10	12	15	I60M2.5×6.5	—	—	WT071P
	<b>1212F07</b>	●	●	12	12	80	12	16	15				
	<b>1616H07</b>	●	●	16	16	100	16	20	18				
	<b>1616H11</b>	●	●	16	16	100	16	20	24	I60M3.5×12	D11BS	SM5×8.65XA	WT151P WH35L
	<b>2020K11</b>	●	●	20	20	125	20	25	24				
	<b>2525M11</b>	●	●	25	25	150	25	32	29				
	<b>3225P11</b>	●	●	32	25	170	32	32	29				

Applicable insert  
Wendeschneidplatten

Application Anwendung	Extra Finishing Feinbearbeitung	Finishing Schlichten	Semi-finishing Mittlere Bearbeit.	Roughing Schruppen	Al machining Alu Bearbeitung	Cast iron mach. Gusseis. Bearb.	PCBN · PCD PCBN · PKD	
insert shape Schneidplattenform	<b>SF</b>  A96	<b>HF</b>  A96	<b>HM</b>  A97	<b>HR</b>  A98	<b>LH</b>  A98	<b>Flat</b>  A98	<b>Flat</b>  A128	
		<b>EF</b>  A96	<b>EM</b>  A97		<b>LC</b>  A98			
Type · Typ	<b>SDJCR / L**E / F / H07</b>	DC**0702**	DC** 0702**	DC**0702**		DCGX 0702**	DC** 0702**	DC** 0702**
	<b>SDJCR / L**H / K / M / P11</b>	DC** 11T3**	DC** 11T3**	DC**11T3**	DC**11T3**	DCGX 11T3**	DC** 11T3**	DC** 11T3**

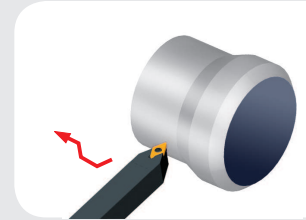
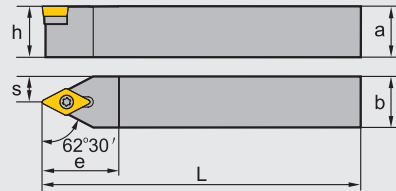
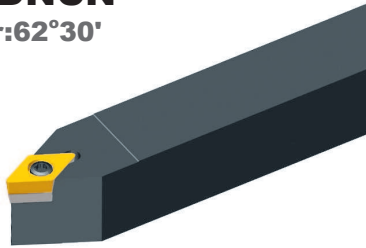
● ex stock · ab Lager ○ on demand · Anfrage

DC\*\* Toolholder · Halter

S-Clamping · S-Halter







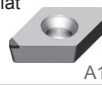

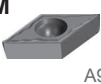

### SDNCN

Kr:62°30'



Type · Typ		Stock Lager	Dimension (mm) Abmessung						Screw Schraube	Shim Unterlage	Shim Screw, Unterlage Schraube	Wrench Schlüssel
			a	b	L	h	s	e				
<b>SDNCN</b>	<b>1010E07</b>	●	10	10	70	10	5	20	I60M2.5×6.5	—	—	WT07IP
	<b>1212F07</b>	●	12	12	80	12	6	20				
	<b>1212H11</b>	●	12	12	100	12	6	30				
	<b>1616H11</b>	●	16	16	100	16	8	30	I60M3.5×12	D11BS	SM5×8.65XA	WT15IP WH35L
	<b>2020K11</b>	●	20	20	125	20	10	30				
	<b>2525M11</b>	●	25	25	150	25	12.5	30				

Applicable insert  
Wendeschneidplatten

Application Anwendung	Extra Finishing Feinbearbeitung	Finishing Schlichten	Semi-finishing Mittlere Bearbeit.	Roughing Schruppen	Al machining Alu Bearbeitung	Cast iron mach. Gusseis. Bearb.	PCBN · PCD PCBN · PKD	
insert shape Schneidplattenform	<b>SF</b>  A96	<b>HF</b>  A96	<b>HM</b>  A97	<b>HR</b>  A98	<b>LH</b>  A98	Flat  A98	Flat  A128	
		<b>EF</b>  A96	<b>EM</b>  A97		<b>LC</b>  A98			
Type · Typ	<b>SDNCN**E / F07</b>	DC**0702**	DC** 0702**	DC**0702**		DCGX 0702**	DC** 0702**	DC** 0702**
	<b>SDNCN**H / K / M11</b>	DC** 11T3**	DC** 11T3**	DC**11T3**	DC**11T3**	DCGX 11T3**	DC** 11T3**	DC** 11T3**

# Turning · Drehen

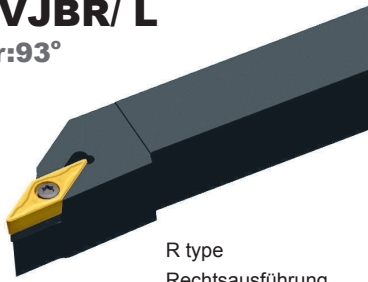
External turning tools · Drehwerkzeuge zur Außenbearbeitung

VB\*\* Toolholder · Halter


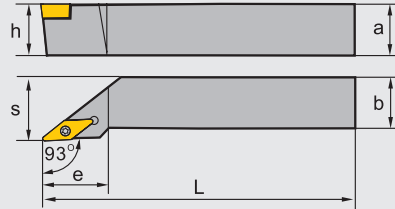
S-Clamping · S-Halter





## SVJBR/ L

Kr:93°












R type  
Rechtsausführung



Type · Typ		Stock Lager		Dimension (mm) Abmessung						Screw Schraube	Shim Unterlage	Shim Screw, Unterlage Schraube	Wrench Schlüssel
		R	L	a	b	L	h	s	e				
<b>SVJBR/ L</b>	<b>1212F11</b>	●	●	12	12	80	12	16	27	I60M2.5×6.5	—	—	WT07IP
	<b>1616H11</b>	●	●	16	16	100	16	20	27				
	<b>2020K11</b>	●	●	20	20	125	20	25	27				
	<b>2525M11</b>	●	●	25	25	150	25	32	27				
	<b>1616H16</b>	●	●	16	16	100	16	20	36	I60M3.5×12	V16BS	SM5×8.65XA	WT15IP WH35L
	<b>2020K16</b>	●	●	20	20	125	20	25	41				
	<b>2525M16</b>	●	●	25	25	150	25	32	41				
	<b>3225P16</b>	●	●	32	25	170	32	32	41				

Applicable insert  
Wendeschneidplatten

Application Anwendung	Extra Finishing Feinbearbeitung	Finishing Schlichten	Semi-finishing Mittlere Bearbeit.	Roughing Schruppen	Cast iron mach. Gusseis. Bearb.	PCBN · PCD PCBN · PKD
insert shape Schneidplattenform	<b>SF</b>  A112	<b>EF</b>  A114	<b>HM</b>  A115	<b>HR</b>  A115	<b>Flat</b>  A115	<b>Flat</b>  A130
		<b>HF</b>  A112	<b>EM</b>  A115			
		<b>NF</b>  A112				
Type · Typ	<b>SVJBR/L**F/H/K/M11</b>	VB**1102**	VB**1102**	VB**1102**		
	<b>SVJBR/L**H/K/M/P16</b>		VB**1604**	VB**1604**	VB**1604**	VB**1604**

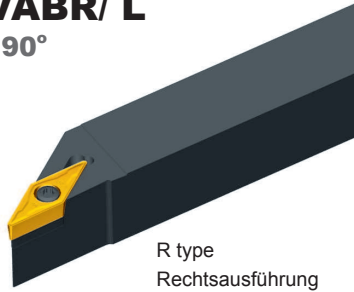
● ex stock · ab Lager ○ on demand · Anfrage

VB\*\* Toolholder · Halter

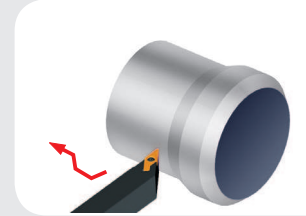
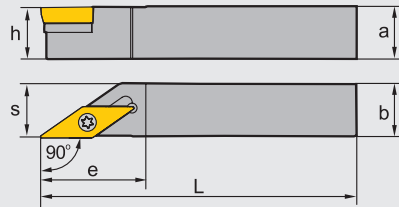
S-Clamping · S-Halter





### SVABR/ L

Kr:90°












R type  
Rechtsausführung



Type · Typ		Stock Lager		Dimension (mm) Abmessung					Screw Schraube	Shim Unterlage	Shim Screw, Unterlage Schraube	Wrench Schlüssel	
		R	L	a	b	L	h	s	e				
SVABR/ L	1010F11			10	10	80	10			I60M2.5×6.5	—	—	WT07IP
	1616H16	●	●	16	16	100	16	16.5	28	I60M3.5×12	V16BS	SM5×8.65XA	WT15IP WH35L
	2020K16	●	●	20	20	125	20	20.5	28				
	2525M16	●	●	25	25	150	25	25.5	28				

Applicable insert  
Wendeschneidplatten

Application Anwendung	Extra Finishing Feinbearbeitung	Finishing Schichten	Semi-finishing Mittlere Bearbeit.	Roughing Schruppen	Cast iron mach. Gusseis. Bearb.	PCBN · PCD PCBN · PKD
insert shape Schneidplattenform	<b>SF</b>  A112	<b>EF</b>  A114	<b>HM</b>  A115	<b>HR</b>  A115	<b>Flat</b>  A115	<b>Flat</b>  A130
		<b>HF</b>  A112	<b>EM</b>  A115			
		<b>NF</b>  A112				
Type · Typ	SVABR / L**F11	VB**1102**	VB**1102**	VB**1102**		
	SVABR / L**H / K / M16		VB**1604**	VB**1604**	VB**1604**	VB**1604**

# Turning · Drehen

External turning tools · Drehwerkzeugen zur Außenbearbeitung

A

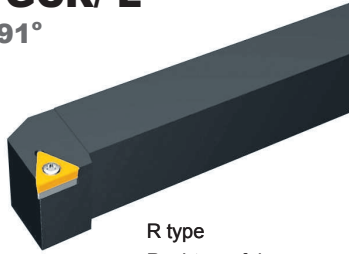
General Turning · Allgemeine Drehbearbeitung

TC\*\* Toolholder · Halter


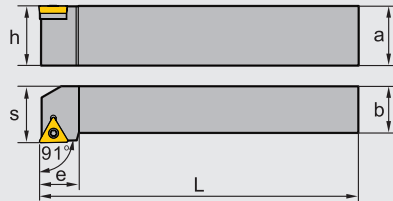
S-Clamping · S-Halter

## STGCR/ L

Kr:91°













R type  
Rechtsausführung



Type · Typ		Stock Lager		Dimension (mm) Abmessung						Screw Schraube	Shim Unterlage	Shim Screw, Unterlage Schraube	Wrench Schlüssel
		R	L	a	b	L	h	s	e				
<b>STGCR/ L</b>	<b>0808D09</b>	●	●	08	08	60	8	10	11	I60M2.2×5.5	—	—	WT06IP
	<b>1010E09</b>	●	●	10	10	70	10	12	11				
	<b>1212F11</b>	●	●	12	12	80	12	16	14				
	<b>1616H11</b>	●	●	16	16	100	16	20	16	I60M2.5×6.5	—	—	WT07IP
	<b>2020K16</b>	●	●	20	20	125	20	25	21				
	<b>2525M16</b>	●	●	25	25	150	25	25	21	I60M3.5×12	T16BS	SM5×8.65XA	WT15IP WH35L

Applicable insert  
Wendeschneidplatten

Application Anwendung	Extra Finishing Feinbearbeitung	Finishing Schlichten	Semi-finishing Mittlere Bearbeit.	Roughing Schruppen	Al machining Alu Bearbeitung	Cast iron machining	PCBN/PCD inserts/WSP	
insert shape Schneidplattenform	<b>SF</b>  A106	<b>HF</b>  A107	<b>HM</b>  A109	<b>HR</b>  A109	<b>LH</b>  A110	<b>Flat</b>  A109	<b>Flat</b>  A129	
		<b>EF</b>  A107	<b>EM</b>  A108		<b>LC</b>  A110			
Type · Typ	<b>STGCR / L**D / E09</b>	TC**0902**	TC**0902**	TC**0902**	TC**0902**	TCGX0902**	TC**0902**	TC**0902**
	<b>STGCR / L**F / H11</b>	TC**1102**	TC**1102**	TC**1102**	TC**1102**	TCGX1102**	TC**1102**	TC**1102**
	<b>STGCR / L**K / M16</b>		TC**16T3**	TC**16T3**	TC**16T3**	TCGX16T3**	TC**16T3**	TC**16T3**

● ex stock · ab Lager ○ on demand · Anfrage



# Turning · Drehen

External turning tools · Drehwerkzeugen zur Außenbearbeitung

A

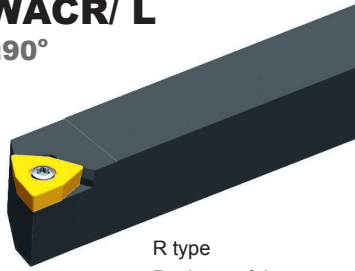
General Turning · Allgemeine Drehbearbeitung

WC\*\* Toolholder · Halter

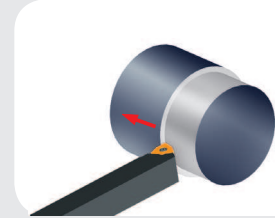
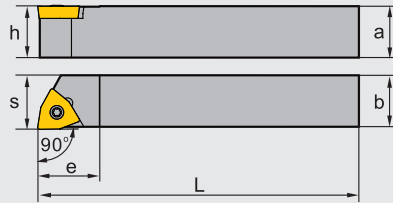
S-Clamping · S-Halter



## SWACR/ L

Kr:90°



R type  
Rechtsausführung



Type · Typ		Stock Lager		Dimension (mm) Abmessung						Screw Schraube	Wrench Schlüssel		
		R	L	a	b	L	h	s	e				
<b>SWACR/ L</b>	<b>1010E04</b>	●	●	10	10	70	10	10.5	10	I60M2.5×6.5	WT07IP		
	<b>1212F04</b>	●	●	12	12	80	12	12.0	14				
	<b>1616H06</b>	●	●	16	16	100	16	16.5	20	I60M3×7	WT10IP		
	<b>2020K08</b>	●	●	20	20	125	20	20.5	24	I60M3.5×12	WT15IP		

Applicable insert  
Wendeschneidplatten

Application  
Anwendung

Finishing  
Schlichten

insert shape  
Schneidplattenform

53



A116

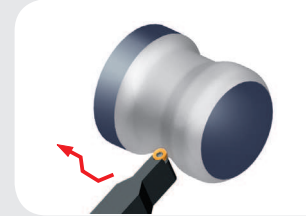
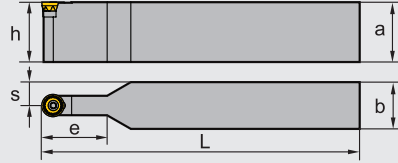

Type · Typ	<b>SWACR / L**E / F04</b>	WC*X0402**
	<b>SWACR / L**H06</b>	WC*X06T3**
	<b>SWACR / L**K08</b>	WC*X0804**

● ex stock · ab Lager ○ on demand · Anfrage

RC\*\* Toolholder · Halter



S-Clamping · S-Halter

### SRDCN



Type · Typ		Stock Lager	Dimension (mm) Abmessung						Screw Schraube	Shim Unterlage	Shim Screw, Unterlage Schraube	Wrench Schlüssel
			a	b	L	h	s	e				
<b>SRDCN</b>	<b>1616H08</b>	●	16	16	100	16	8	16	I60M3×7	—	—	WT10IP
	<b>2020K08</b>	●	20	20	125	20	10	16	I60M3.5×10	—	—	WT15IP
	<b>2020K10</b>	○	20	20	125	20	10	25				
	<b>2525M10</b>	●	25	25	150	25	12.5	25				
	<b>2020K12</b>	●	20	20	125	20	10	35	I60M3.5×12	R12BS	SM5×8.65XA	WT15IP WH35L
	<b>2525M12</b>	●	25	25	150	25	12.5	35				
	<b>3225P12</b>	●	32	25	170	32	12.5	35				
	<b>3225P16</b>	●	32	25	170	32	12.5	35	I60M4×15X	R16BS	SM6×10XA	WT15IP WH40L
	<b>3232P16</b>	●	32	32	170	32	16	40				
	<b>4040S16</b>	●	40	40	250	40	20	50				
<b>4040S16</b>	●	40	40	250	40	20	50					

Applicable insert  
Wendeschneidplatten

Application Anwendung	Semi-Finishing Mittlere Bearbeitung	Al machining Alu Bearbeitung
insert shape Schneidplattenform	 A100	<b>LH</b>  A100
<b>SRDCN**H08</b>	RCMT0803MO	RCGX0803MO-LH
<b>SRDCN**H / K / M10</b>	RCMT10T3 MO	
<b>SRDCN**K / M / P12</b>	RCMT1204 MO	
<b>SRDCN**P / S16</b>	RCMT1606 MO	
<b>SRDCN**P / S20</b>	RCMT2006 MO	

Holder not suitable for RCMX inserts  
Halter nicht für RCMX Platten geeignet

# Turning · Drehen

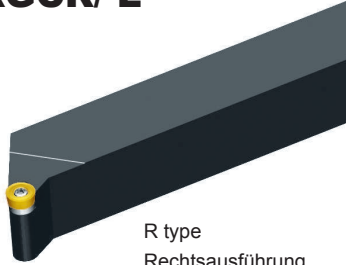
External turning tools · Drehwerkzeuge zur Außenbearbeitung

A

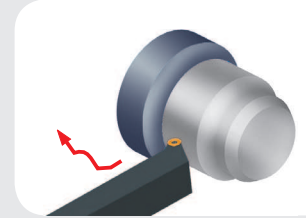
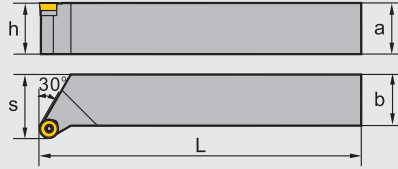
RC\*\* Toolholder · Halter





S-Clamping · S-Halter

## SRGCR/ L





R type  
Rechtsausführung



Type · Typ		Stock Lager		Dimension (mm) Abmessung					Screw Schraube	Shim Unterlage	Shim Screw, Unterlage Schraube	Wrench Schlüssel
		R	L	a	b	L	h	s				
<b>SRGCR/ L</b>	<b>1616H08</b>			16	16	100	16	20	I60M3×7	—	—	WT10IP
	<b>1616H10</b>			16	16	100	16	20	I60M3.5×10	—	—	WT15IP
	<b>2020K10</b>	●	●	20	20	125	20	25	I60M3.5×10	—	—	WT15IP
	<b>2525M10</b>	●	●	25	25	100	25	32	I60M3.5×10	—	—	WT15IP
	<b>2020K12</b>	●	●	20	20	125	20	27	I60M3.5×12	R12BS	SM5×8.65XA	WT15IP WH35L
<b>2525M12</b>	●	●	25	25	150	25	32	I60M3.5×12	R12BS	SM5×8.65XA	WT15IP WH35L	

Applicable insert  
Wendeschneidplatten

Application Anwendung	Semi-Finishing Mittlere Bearbeitung	Al machining Alu Bearbeitung
insert shape Schneidplattenform	 A100	<b>LH</b>  A100
Type · Typ	<b>SRGCR / L**H08</b>	RCGX0803MO-LH
	<b>SRGCR / L**H / K / M10</b>	RCMT10T3 MO
	<b>SRGCR / L**K / M12</b>	RCMT1204 MO

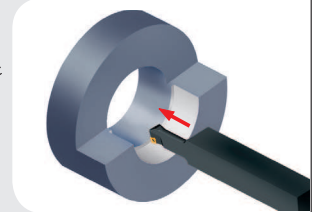
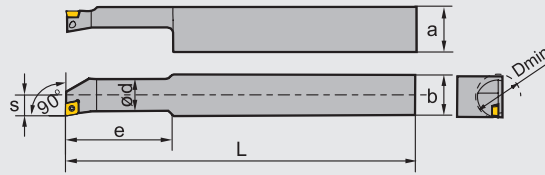

Holder not suitable for RCMX inserts  
Halter nicht für RCMX Platten geeignet



● ex stock · ab Lager ○ on demand · Anfrage










CC\*\* Toolholder · Halter

S-Clamping / S-Halter

### SCFCR Kr:90°



Type · Typ	Stock Lager		Dimension (mm) Abmessung							Screw Schraube	Wrench Schlüssel		
	R	L	Dmin	ød	L	s	a	b	e				
S10M-SCFCR/L06S25	●	●	13	10	150	7	27	25	30	I60M2.5×5.5	WT07IP		
S12P-SCFCR/L06S25	●		16	12	170	9	27	25	35	I60M2.5×6.5			
S16Q-SCFCR/L09S25	●	●	20	16	180	11	27	25	40	I60M3.5×8	WT15IP		
S20R-SCFCR/L09S25	●		25	20	200	13	27	25	45				
S25R-SCFCR/L12S25	●		32	25	200	17	27	25	50	I60M5×13	WT20IP		

Applicable insert Wendeschneidplatten		Extra Finishing Feinbearbeitung	Finishing Schlichten	Semi-finishing Mittlere Bearbeit.	Roughing Schruppen	Al machining Alu Bearbeitung	Cast iron ma. Grauguss Bear.
Application Anwendung		SF 	HF 	HM 	HR 	LH 	Flat 
insert shape Schneidplattenform		A92	A92	A93	A94	A94	A94
			EF 	EM 		LC 	
		A93	A93	A93		A94	
Type · Typ	**SCFCR06	CC**0602**	CC**0602**	CC**0602**	CC**0602**	CCGX0602**	CC**0602**
	**SCFCR09	CC**09T3**	CC**09T3**	CC**09T3**	CC**09T3**	CCGX09T3**	CC**09T3**
	**SCFCR12	CC**1204**	CC**1204**	CC**1204**	CC**1204**	CCGX1204**	CC**1204**

◆ Toolholder with holes for Coolant · Klemmhalter mit Kühlmittelbohrung

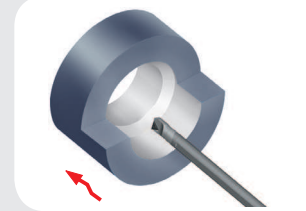
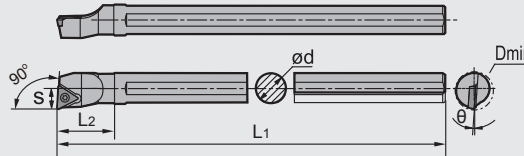
● ex stock · ab Lager ○ on demand · auf Anfrage

TC\*\* Toolholder · Halter

S-Clamping / S-Halter

**STFCR/L**  
**STFPR/L**

Kr:90°



Type · Typ	Stock Lager		Dimension (mm) Abmessung							Screw Schraube	Wrench Schlüssel		
	R	L	ØD	ød	s	L1	L2	h	θ				
◆ E08K-STFCR/L 09	○	○	11	8	6	125		7.5	-12	I60M2.2×5.5	WT07IP		
◆ E10M-STFCR/L 09	○	○	12	10	7	150		9.5	-10				
◆ E12Q-STFCR/L 11	○	○	15	12	9	180		11.5	-10	I60M2.5×5.5	WT07IP		
◆ E16R-STFCR/L 11	○	○	18	16	10	200		15.5	-8				
◆ E20S-STFCR/L 11	○	○	24	20	13	250		19.5	-8	I60M3.5×10	WT15IP		
◆ E20S-STFCR/L 16	○	○	24	20	13	250		19.5	-8				
◆ E25T-STFCR/L 16	○	○	31	25	17	300		24	-6				
◆ E10M-STFPR/L 11	○	○	12	10	6	150		9.5	-5	I60M3.0×7.0	WT08IP		
◆ E12Q-STFPR/L 11	○	○	15	12	8	180		11.5	-4				
◆ E16R-STFPR/L 11	○	○	19	16	10	200		15.5	-2				
◆ E20S-STFPR/L 11	○	○	24	20	13	250		19	-2				

Weitere Durchmesser auf Anfrage / more diameter on demand

Applicable insert  
Wendeschneidplatten

Application  
Anwendung

Extra Finishing  
Feinbearbeitung

insert shape  
Schneidplattenform

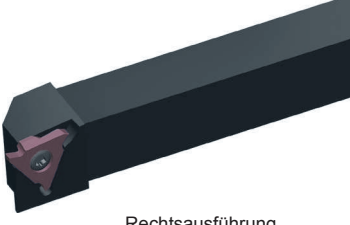
SF

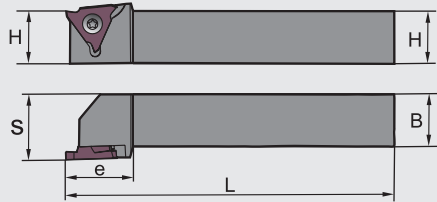


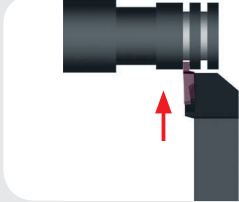
A111

Type Typ	E*-STFCR/L09	TC**0902**
	E*-STFCR/L11	TC**1103**
	E*-STFCR/L16	TC**16T3**
	E*-STFPR/L11	TP**1103**




### External grooving / External Ein- und Abstechen



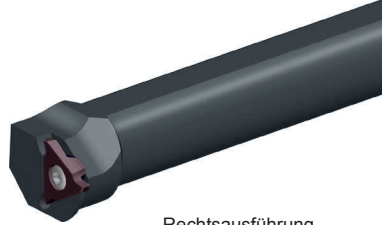


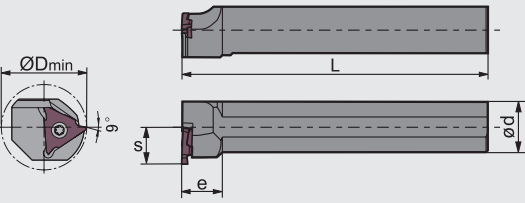


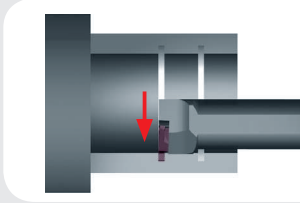
Rechtsausführung  
Right hand style is shown.

Type · Typ		Stock Lager		Dimension (mm) Abmessung					Width Breite (mm)	Inserts Stechplatte	Screw Schraube	Wrench Schlüssel
		R	L	H	B	S	e	L				
GQCR/L	<b>1616K16-15</b>	●	○	16	16	21	25.5	125	0.5-1.80	QC16R/L 050~180	I60M3.5×10	WT15IP
	<b>2020K16-15</b>	○	○	20	20	25		125				
	<b>2525M16-15</b>	○	○	25	25	30		150				
	<b>1616K16-25</b>	○	○	16	16	21		125				
	<b>2020K16-25</b>	○	○	20	20	25		125				
	<b>2525M16-25</b>	○	○	25	25	30		150				
	<b>2020K22-15</b>	○	○	20	20	25		125	1.0-2.3	QC22R/L 100~230	I60M5×13	WT20IP
	<b>2525M22-15</b>	○	○	25	25	30		150				
	<b>2020K22-25</b>	○	○	20	20	25		125				
	<b>2525M22-25</b>	○	○	25	25	30		150	2.3-3.3	QC22R/L 230~330	I60M5×13	WT20IP
	<b>2020K22-35</b>	○	○	20	20	25		125				
	<b>2525M22-35</b>	○	○	25	25	30		150	3.3-4.8	QC22R/L 330~480		




### Internal grooving / Internal Ein- und Abstechen







Rechtsausführung  
Right hand style is shown.

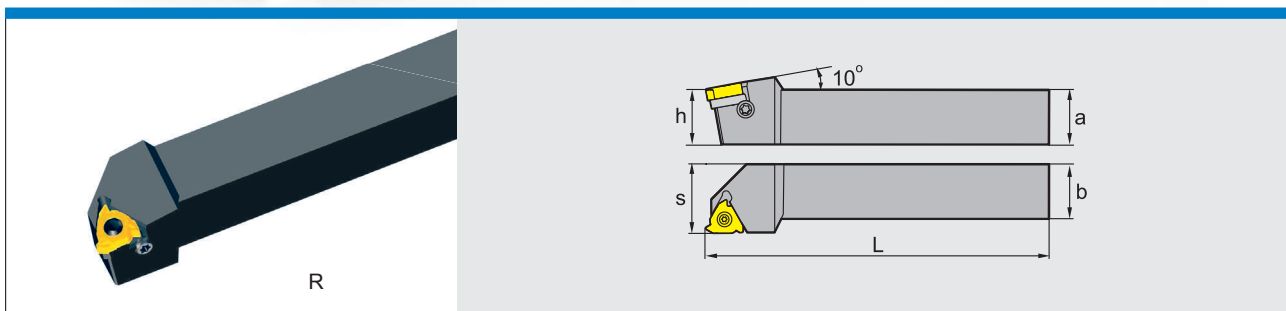
Type · Typ		Stock Lager		Dimension (mm) Abmessung					Width Breite (mm)	Inserts Stechplatte	Screw Schraube	Wrench Schlüssel
		R	L	ØDmin	ød	S	e	L				
<b>S20K-QC1115R/L 16</b>	○	○	16	20	11.1	40	125	0.5-1.80	QC11R/L 050~180	I60M2.5×6.5	WT07IP	
<b>S20K-QC1125R/L 16</b>	○	○	16	20	11.1	40	125	1.8-3.0	QC11R/L 180~300			
<b>S16H-QC1115R/L 20</b>	○	○	20	16	11.5	12	100	0.5-1.80	QC11R/L 050~180			
<b>S16H-QC1125R/L 20</b>	○	○	20	16	11.5	12	100	1.8-3.0	QC11R/L 180~300			
<b>S20M-QC1615R/L 25</b>	○	○	25	20	12.5	15	150	0.5-1.80	QC16R/L 050~180			
<b>S20M-QC1625R/L 25</b>	○	○			12.5			15	1.8-3.0			QC16R/L 180~300
<b>S25M-QC2215R/L 35</b>	○	○	35	25	18.2	20	150	1.0-2.3	QC22R/L 100~230			
<b>S25M-QC2225R/L 35</b>	○	○			18.2			20	2.3-3.3	QC22R/L 230~330		
<b>S25M-QC2235R/L 35</b>	○	○			18.2			20	3.3-4.8	QC22R/L 330~480		






● ex stock · ab Lager ○ on demand · auf Anfrage

# Turning · Drehen

Threading tools · Gewindedrehwerkzeuge

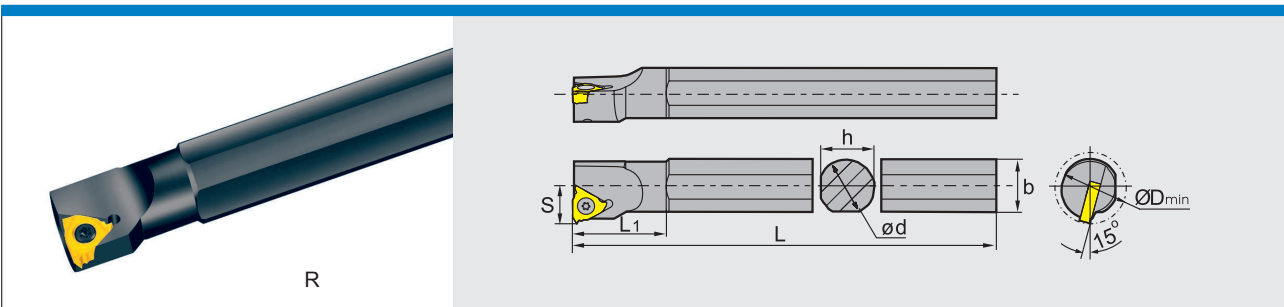
## External threading tools · Außengewindehalter



Type · Typ		Stock Lager	Dimension (mm) Abmessung					Inserts Wendschneidplatten	Screw Schraube	Shim Unterlage	Shim screw Schraube	Wrench Schlüssel
			a	h	b	L	s					
SWR	1616H16	●	16	16	16	100	20	RT16.01W-****	I60M3.5×12	MT16-**M	SM4×8C	WT15IP
	2020K16	●	20	20	20	125	25					
	2525M16	●	25	25	25	150	32					
	3225P16	●	32	32	25	170	32					
	3232P16	●	32	32	32	170	40	RT22.01W-****	I60M5×17	MT22-**M	SM4×8C	WT15IP WT20IP
	2525M22	●	25	25	25	150	32					
	3225P22	○	32	32	25	170	32					
	3232P22	●	32	32	32	170	40					
4040S22	○	40	40	40	250	50	LT22.01W-****	I60M5×17	MT22-**M	SM4×8C	WT15IP WT20IP	
SWL	1616H16	●	16	16	16	100						20
	2020K16	●	20	20	20	125						25
	2525M16	●	25	25	25	150						32
	3225P16	●	32	32	25	170						32
	3232P16	○	32	32	32	170						40
	2525M22	●	25	25	25	150						32
	3225P22	○	32	32	25	170						32
	3232P22	●	32	32	32	170	40					
4040S22	○	40	40	40	250	50						

● ex stock · ab Lager ○ on demand · auf Anfrage

### Internal threading tools · Innengewindehalter



Type · Typ		Stock Lager	Dimension (mm) Abmessung						Inserts Wendeschneidplatten	Screw Schraube	Shim Unterlage	Shim screw Schraube	Wrench Schlüssel	
			d	L	b	Dmin	s	h						L1
SNR	0016K11	●	16	125	16	12	10	15	20.9	LT11.01N-****	I60 M2.5×6.5	---	---	WT07IP
	0016M11	●	16	150	15.5	16	10.5	15	25.9					
	0016M16	●	16	150	15.5	20	12	15	27					
	0020M16	●	20	150	19	25	14	18	28.7	LT16.01N-****	I60 M3.5×8	---	---	WT15IP
	0020Q16	●	20	180	19	25	14	18	34					
	0025M16	●	25	150	24	32	17	23	28.8					
	0032R16	●	32	200	31	40	22	30	30.9					
	0032S16	●	32	250	31	40	22	30	30.9					
	0040T16	●	40	300	38.5	50	27	37	31.5					
	0050U16	○	50	350	49.5	63	35	49	40.2					
	0020Q22	○	20	180	21.5	25	15	18	35	LT22.01N-****	I60 M5×10	---	---	WT20IP
	0025R22	●	25	200	24	32	19	23	39					
	0032S22	●	32	250	31	40	22	30	36.4					
	0040T22	○	40	300	38.5	50	27	37	37.2					
0050U22	●	50	350	48.5	63	35	47	42.6						
SNL	0016K11	●	16	125	16	12	10	15	20.9	RT11.01N-****	I60 M2.5×6.5	---	---	WT07IP
	0016M11	●	16	150	15.5	16	10.5	15	25.9					
	0016M16	●	16	150	15.5	20	12	15	27					
	0020M16	○	20	150	19	25	14	18	28.7	RT16.01N-****	I60 M3.5×8	---	---	WT15IP
	0020Q16	●	20	180	19	25	14	18	34					
	0025M16	●	25	150	24	32	17	23	28.8					
	0032R16	○	32	200	31	40	22	30	30.9					
	0032S16	○	32	250	31	40	22	30	30.9					
	0040T16	●	40	300	38.5	50	27	37	31.5					
	0050U16	○	50	350	49.5	63	35	49	40.2					
	0020Q22	○	20	180	21.5	25	15	18	35	RT22.01N-****	I60 M5×10	---	---	WT20IP
	0025R22	○	25	200	24	32	19	23	39					
	0032S22	○	32	250	31	40	22	30	36.4					
	0040T22	○	40	300	38.5	50	27	37	37.2					
0050U22	●	50	350	48.5	63	35	47	42.6						

● ex stock · ab Lager ○ on demand · auf Anfrage