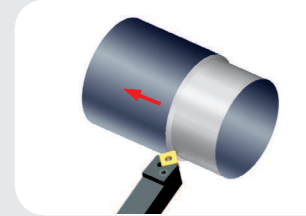
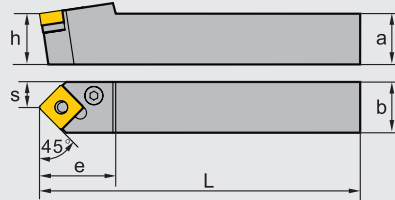
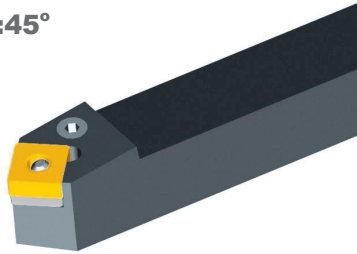







SN** Toolholder · Halter

P-Clamping · P-Halter















PSDNN

Kr:45°



Type · Typ	Stock Lager	Dimension (mm) Abmessung						Screw Schraube	Shim Unterlage	Wrench Schlüssel	Lever Kniehebel	Shim pin Rohrstift	
		a	b	L	h	s	e						
PSDNN	1212F09	○	12	12	80	12	6	21	LEM5×12B	—	WH20L	L3B	—
	1616H09	●	16	16	100	16	8	23	LEM6×13.4A	S09AP	WH25L	L3	SP10
	2020K12	●	20	20	125	20	10	30	LEM8×21	S12AP	WH30L	L4	SP4
	2525M12	●	20	20	150	20	12.5	30					
	3232P12	●	32	32	170	32	16	40	LEM8×25	S15AP	WH30L	L5	SP5
	2525M15	●	25	25	150	25	12.5	40					
	3232P15	●	32	32	170	32	16	40	LEM10×27	S19AP	WH40L	L6	SP6
	3232P19	●	32	32	170	32	16	40					
4040S19	●	40	40	250	40	20	40						

Applicable insert
Wendeschneidplatten

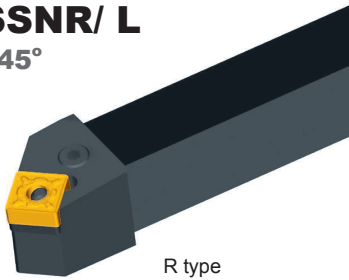
Application Anwendung	Finishing Schlichten	Semi-Finishing Mittlere Bearbeitung	Roughing Schruppen	Heavy Duty Schwerzerspannung	Cast iron machining Grauguss Bearbeit.	PCBN · PCD PCBN · PKD
insert shape Schneidplattenform	DF  A67	PM  A68	DR  A70 Double-side	HDR  A72	 A74	 A124
	EF  A67	DM  A69	DR  A70 Single-side			
	SF  A68	EM  A69	ER  A71 Double-side			
		NM  A70	ER  A71 Single-side			
Type · Typ	PSDNN**F / H09	SN**0903**	SN**0903**		SN**0903**	
	PSDNN**K / M / P12	SN**1204**	SN**1204**	SN**1204**	SN**1204**	SN**1204**
	PSDNN**M / P15	SN**1506**	SN**1506**	SN**1506**	SN**1506**	
	PSDNN**P / S19		SN**1906**	SN**1906**	SN**1906**	

SN** Toolholder · Halter


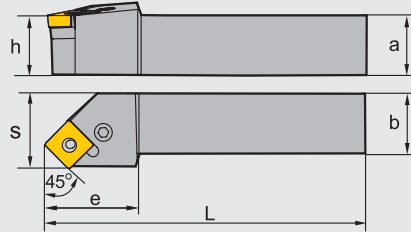
P-Clamping · P-Halter






PSSNR/ L

Kr:45°

















R type
Rechtsausführung



Type · Typ		Stock Lager		Dimension (mm) Abmessung						Screw Schraube	Shim Unterlage	Wrench Schlüssel	Lever Kniehebel	Shim pin Rohrstift
		R	L	a	b	L	h	s	e					
PSSNR/ L	1616H09	●	●	16	16	100	16	20	25	LEM6×13.4A	S09AP	WH25L	L3	SP10
	2020K12	●	●	20	20	125	20	25	30	LEM8×21	S12AP	WH30L	L4	SP4
	2525M12	●	●	25	25	150	25	32	30		LEM8×25	S15AP	WH30L	L5
	3232P12	●	●	32	32	170	32	40	40	LEM10×27		S19AP	WH40L	L6
	2525M15	●	●	25	25	150	25	32	30		LEM12×36A	S25AP	WH50L	L8
	3232P15	●	●	32	32	170	32	40	40	S25AP-09				
	3232P19	●	●	32	32	170	32	40	40					
	4040S19	●	●	40	40	250	40	50	50					
	4040S2507	●	●	40	40	250	40	50	50					
	4040S2509	●	●	40	40	250	40	50	50					

Applicable insert
Wendeschneidplatten

Application Anwendung	Finishing Schlichten	Semi-Finishing Mittlere Bearbeitung	Roughing Schruppen	Heavy Duty Schwerzerspanung	Cast iron machining Grauguss Bearbeit.	PCBN · PCD PCBN · PKD
insert shape Schneidplattenform	DF  A67	PM  A68	DR Double-side  A70	HDR  A72	 A74	 A124
	EF  A67	DM  A69	DR Single-side  A70			
	SF  A68	EM  A69	ER Double-side  A71			
		NM  A70	ER Single-side  A71			
PSSNR/ L**H09	SN**0903**	SN**0903**	SN**0903**		SN**0903**	
PSSNR/ L**K / M / P12	SN**1204**	SN**1204**	SN**1204**	SN**1204**	SN**1204**	SN**1204**
PSSNR/ L**M / P15	SN**1506**	SN**1506**	SN**1506**	SN**1506**	SN**1506**	
PSSNR/ L**P / S19		SN**1906**	SN**1906**	SN**1906**	SN**1906**	
PSSNR/ L**S2507			SN**2507**	SN**2507**		
PSSNR/ L**S2509			SN**2509**	SN**2509**		

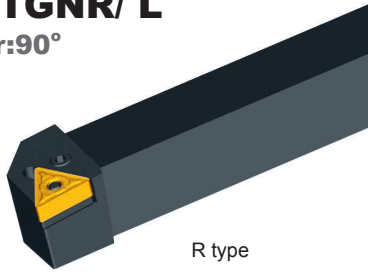
Turning · Drehen

External turning tools · Drehwerkzeugen zur Außenbearbeitung


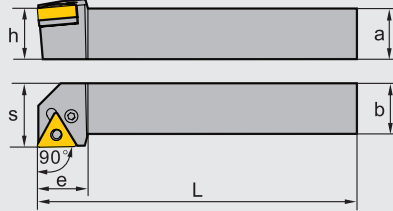
TN** Toolholder · Halter

P-Clamping · P-Halter

PTGNR/ L Kr:90°
















R type
Rechtsausführung



Type · Typ		Stock Lager		Dimension (mm) Abmessung					Screw Schraube	Shim Unterlage	Wrench Schlüssel	Lever Kniehebel	Shim pin Rohrstift	
		R	L	a	b	L	h	s						e
PTGNR/ L	1010E11	○	○	10	10	70	10	14	16	LEM5×9B	—	WH20L	L2	—
	1212F11	○	○	12	12	80	12	16	14					
	1616H11	●	●	16	16	100	16	20	18					
	2020K11	●	●	20	20	125	20	25	19					
	2525M11	●	●	25	25	150	25	32	20					
	1616H16	●	●	16	16	100	16	20	20					
	2020K16	●	●	20	20	125	20	25	20	LEM6×13.4A	T16AP	WH25L	L3	SP3
	2525M16	●	●	25	25	150	25	32	20					
	3232P16	●	●	32	32	170	32	40	20					
	2525M22	●	●	25	25	150	25	32	28					
	3232P22	●	●	32	32	170	32	40	28	LEM8×21	T22AP	WH30L	L4	SP4
	3232P27	●	●	32	32	170	32	40	33					
4040S27	●	●	40	40	250	40	50	33	LEM8×25	T27AP	WH30L	L5	SP5	

Applicable insert
Wendeschneidplatten

Application Anwendung	Finishing Schlichten	Semi-Finishing Mittlere Bearbeitung	Roughing Schruppen	Heavy Duty Schwerzerspanung	Cast iron machining Grauguss Bearbeit.	PCBN · PCD PCBN · PKD
insert shape Schneidplattenform	DF  A76	PM  A77	DR  A78 Double-side	HDR  A80	Flat  A81	Flat  A125
	WG  A76 Wiper inserts	DM  A77	DR  A79			
	SF  A76	EM  A78	ER  A71			
	EF  A76					
Type · Typ	PTGNR/L**E / F / H / K / M11	TN**1103**	TN**1103**		TN**1103**	
	PTGNR/L**H / K / M16	TN**1604**	TN**1604**	TN**1604**	TN**1604**	TN**1604**
	PTGNR / L**M / P22	TN**2204**	TN**2204**	TN**2204**	TN**2204**	TN**2204**
	PTGNR/L**P / S27		TN**2706**	TN**2706**	TN**2706**	TN**2706**

● ex stock · ab Lager ○ on demand · Anfrage

Turning · Drehen

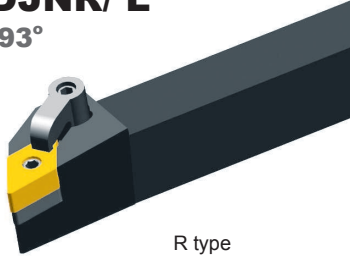
External turning tools · Drehwerkzeuge zur Außenbearbeitung

DN** Toolholder · Halter

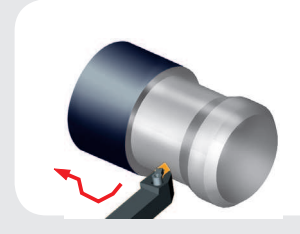
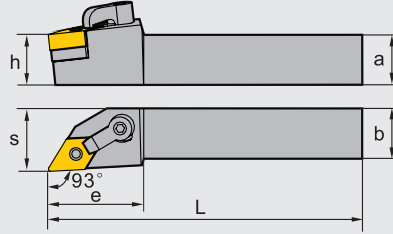
M-Clamping · M-Halter

MDJNR/ L

Kr:93°



















R type
Rechtsausführung



Type · Typ		Stock Lager		Dimension (mm) Abmessung						Clamping screw Schraube	Shim Unterlage	Wrench Schlüssel	Clamp Pratze	Clamping stud Passestift
		R	L	a	b	L	h	s	e					
MDJNR/ L	2020K11	●	●	20	20	125	20	25	32	DM6×25	D11BM	WH20L WH30L	C1RD	TM5×13
	2525M11	●	●	25	25	150	25	32	32					
	3225P11	●	○	32	25	170	32	32	32	DM6×25	D15BM	WH30L	C2RD	TM6×19
	2020K15	●	●	20	20	125	20	25	38					
	2525M15	●	●	25	25	150	25	32	38	DM6×30				
	3225P15	●	●	32	25	170	32	32	38					

Applicable insert
Wendeschneidplatten


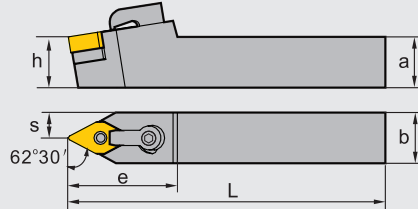
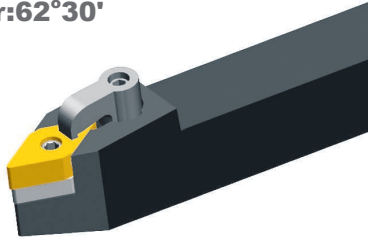
Application Anwendung	Finishing Schichten	Semi-Finishing Mittlere Bearbeitung	Roughing Schruppen	Heavy Duty Schwerzerspannung	Cast iron machining Grauguss Bearbeit.	PCBN · PCD PCBN · PKD
insert shape Schneidplattenform	DF  A61	PM  A62	DR Double-side  A56	HDR  A66	 A65	 A123
	WG Wiper  A61	DM  A63	DR Single-side  A57			
	SF  A61	EM  A64	ER Double-side  A57			
	EF  A62	NM  A64	ER Single-side  A57			
	NF  A62					
Type · Typ	MDJNR / L**K / M / P11	DN**1104**	DN**1104**		DN**1104**	
Type · Typ	MDJNR / L**K / M / P15	DN**1506**	DN**1506**	DN**1506**	DN**1506**	DN**1506**

● ex stock · ab Lager ○ on demand · Anfrage

DN** Toolholder · Halter
















M-Clamping · M-Halter

MDPNN Kr:62°30'



Type · Typ		Stock Lager	Dimension (mm) Abmessung					Clamping screw Schraube	Shim Unterlage	Wrench Schlüssel	Clamp Pratze	Clamping stud Passstift	
			a	b	L	h	s						e
MDPNN	2020K11	●	20	20	125	20	10	35	DM6×25	D11BM	WH20L WH30L	C1RD	TM5×13
	2525M11	●	25	25	150	25	12.5	35					
	3225P11	●	32	25	170	32	12.5	35					
	2020K15	●	20	20	125	20	10	40	DM6×30	D15BM	WH30L	C2RD	TM6×19
	2525M15	●	25	25	150	25	12.5	40					
	3225P15	●	32	25	170	32	12.5	40					

Applicable insert
Wendeschneidplatten

Application Anwendung	Finishing Schlichten	Semi-Finishing Mittlere Bearbeitung	Roughing Schruppen	Heavy Duty Schwerzerspannung	Cast iron machining Grauguss Bearbeit.	PCBN · PCD PCBN · PKD
insert shape Schneidplattenform	DF  A61	PM  A62	DR Double-side  A56	HDR  A66	Flat  A65	Flat  A123
	SF  A61	DM  A63	DR Single-side  A57			
	EF  A62	EM  A64	ER Double-side  A57			
	NF  A62	NM  A64	ER Single-side  A57			
Type · Typ	MDPNN**K / M / P11	DN**1104**	DN**1104**			
	MDPNN**K / M / P15	DN**1506**	DN**1506**	DN**1506**	DN**1506**	DN**1506**

Turning · Drehen

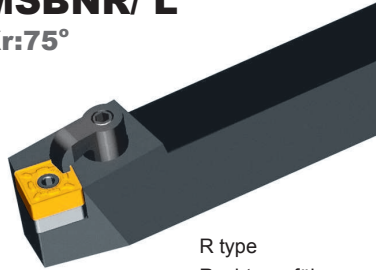
External turning tools · Drehwerkzeugen zur Außenbearbeitung

SN** Toolholder · Halter


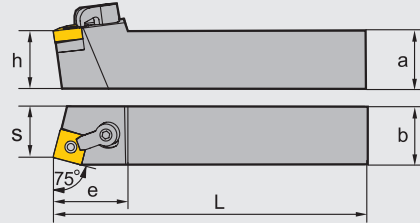
M-Clamping · M-Halter

MSBNR/ L

Kr:75°



R type
Rechtsausführung



Type · Typ		Stock Lager		Dimension (mm) Abmessung						Clamping screw Schraube	Shim Unterlage	Wrench Schlüssel	Clamp Pratte	Clamping stud Passtift
		R	L	a	b	L	h	s	e					
MSBNR/ L	2020K12	●	●	20	20	125	20	17	32	DM6×25	S12BM	WH30L	C1RD	TM6×17
	2525M12	●	○	25	25	150	25	22	32	DM6×30				
	3225P12	●	○	32	25	170	32	22	32	DM6×30				
	2525M15	●	○	25	25	150	25	22	38	DM6×30	S15BM	WH30L	C2RD	TM8×21
	3232P15	●	○	32	32	170	32	29	38					
	4032R15	●	○	40	32	200	40	27	38	DM8×30X	S19BM	WH40L	C5RD	TM10×21
	3232P19	○	○	32	32	170	32	27	45					
	4040R19	●	○	40	40	200	40	35	45	DM10×35X	S25BM	WH40L WH40L WH50L	C6RD	TM12×29
	4040R25	●	○	40	40	200	40	35	50					
4040S2509	○	○	40	40	250	40	35	50						

Applicable insert
Wendeschneidplatten

Application Anwendung	Finishing Schlichten	Semi-Finishing Mittlere Bearbeitung	Roughing Schruppen	Heavy Duty Schwerzerspannung	Cast iron machining Grauguss Bearbeit.	PCBN · PCD PCBN · PKD
insert shape Schneidplattenform	DF A67	PM A68	DR Double-side A70	HDR A72	Flat A74	Flat A124
	EF A67	DM A69	DR Single-side A70			
	SF A68	EM A69	ER Double-side A71			
		NM A70	ER Single-side A71			
Type · Typ	MSBNR / L**K / M / P12	SN**1204**	SN**1204**	SN**1204**	SN**1204**	SN**1204**
	MSBNR / L**M / P / R15	SN**1506**	SN**1506**	SN**1506**	SN**1506**	SN**1506**
	MSBNR / L**P / R19		SN**1906**	SN**1906**	SN**1906**	SN**1906**
	MSBNR / L**R / S2509			SN**2509**	SN**2509**	

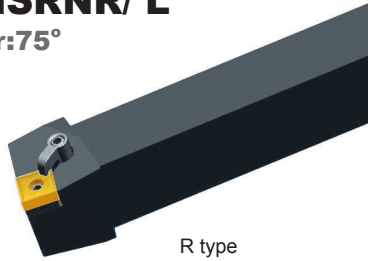
● ex stock · ab Lager ○ on demand · Anfrage

SN** Toolholder · Halter

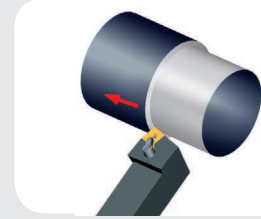
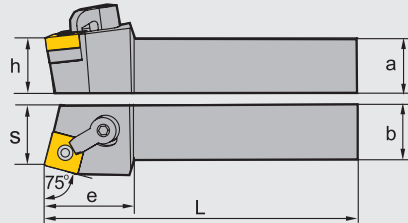
M-Clamping · M-Halter

MSRNR/ L

Kr:75°



R type
Rechtsausführung



Type · Typ		Stock Lager		Dimension (mm) Abmessung					Clamping screw Schraube	Shim Unterlage	Wrench Schlüssel	Clamp Prätze	Clamping stud Passtift	
		R	L	a	b	L	h	s	e					
MSRNR/ L	2020K12	●	○	20	20	125	20	22	36	DM6×25	S12BM	WH30L	C1RD	TM6×17
	2525M12	●	○	25	25	150	25	27	36	DM6×30				
	3225P12	●	○	32	25	170	32	27	36	DM6×30				
	2525M15	●	○	25	25	150	25	27	40	DM6×30	S15BM	WH30L	C2RD	TM8×21
	3232P15	●	○	32	32	170	32	35	40					
	4032R15	○	○	40	32	200	40	35	40	DM8×30X	S19BM	WH40L	C5RD	TM10×21
	3232P19	●	○	32	32	170	32	35	45					
	4040R19	○		40	40	200	40	43	45	DM10×35X	S25BM	WH40L WH50L	C6RD	TM12×29
	4040R2509	○	○	40	40	200	40	43	50					
4040S2509	○	○	40	40	250	40	43	50						

Applicable insert Wendeschneidplatten

Application Anwendung	Finishing Schlichten	Semi-Finishing Mittlere Bearbeitung	Roughing Schruppen	Heavy Duty Schwerzerspannung	Cast iron machining Grauguss Bearbeit.	PCBN · PCD PCBN · PKD
insert shape Schneidplattenform	DF A67	PM A68	DR Double-side A70	HDR A72	Flat A74	Flat A124
	EF A67	DM A69	DR Single-side A70			
	SF A68	EM A69	ER Double-side A71			
		NM A70	ER Single-side A71			
Type · Typ	MSRNR / L**K / M / P12	SN**1204**	SN**1204**	SN**1204**	SN**1204**	SN**1204**
	MSRNR / L**M / P / R15	SN**1506**	SN**1506**	SN**1506**	SN**1506**	SN**1506**
	MSRNR / L**P / R19		SN**1906**	SN**1906**	SN**1906**	SN**1906**
	MSRNR / L**R / S2509			SN**2509**	SN**2509**	

Turning · Drehen

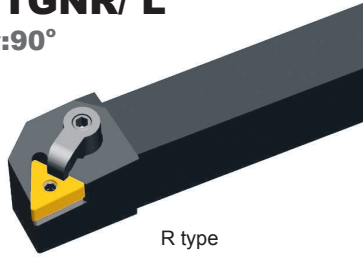
External turning tools · Drehwerkzeuge zur Außenbearbeitung

TN** Toolholder · Halter


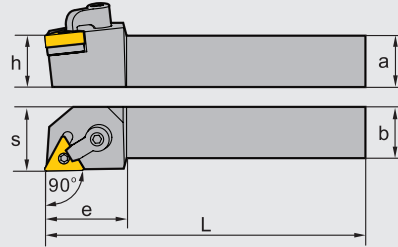
M-Clamping · M-Halter

MTGNR/ L

Kr:90°



R type
Rechtsausführung



Type · Typ		Stock Lager		Dimension (mm) Abmessung						Clamping screw Schraube	Shim Unterlage	Wrench Schlüssel	Clamp Pratze	Clamping stud Passtift
		R	L	a	b	L	h	s	e					
MTGNR/ L	2020K16	●	○	20	20	125	20	25	33	DM6×25	T16BM	WH20L WH30L	C1RD	TM5×13
	2525M16	●	●	25	25	150	25	32	33	DM6×30				
	3225P16	●	○	32	25	170	32	32	33	DM6×30				
	2525M22	●	○	25	25	150	25	32	35	DM6×30	T22BM	WH30L	C2RD	TM6×17
	3225P22	●	○	32	25	170	32	32	35	DM6×30	T22BM	WH30L	C2RD	TM6×17

Applicable insert
Wendeschneidplatten

Application Anwendung	Finishing Schlichten	Semi-Finishing Mittlere Bearbeitung	Roughing Schruppen	Heavy Duty Schwerzerspannung	Cast iron machining Grauguss Bearbeit.	PCBN · PCD PCBN · PKD
insert shape Schneidplattenform	DF A76	PM A77	DR Double -side A78	HDR A80	Flat A81	Flat A125
	WG Wiper A76	DM A77	DR Single- side A79			
	SF A76	EM A78	ER Double- -side A71			
	EF A76					
Type · Typ	MTGNR / L** K / M / P16	TN**1604**	TN**1604**	TN**1604**	TN**1604**	TN**1604**
	MTGNR / L**M / P22	TN**2204**	TN**2204**	TN**2204**	TN**2204**	TN**2204**

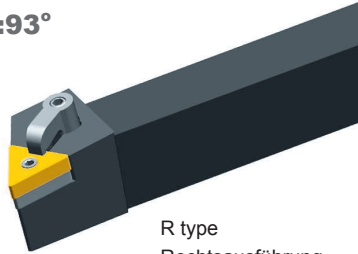
● ex stock · ab Lager ○ on demand · Anfrage

TN** Toolholder · Halter

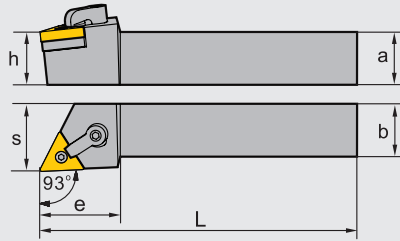
M-Clamping · M-Halter

MTJNR/ L

Kr:93°
















R type
Rechtsausführung



Type · Typ		Stock Lager		Dimension (mm) Abmessung						Clamping screw Schraube	Shim Unterlage	Wrench Schlüssel	Clamp Pratze	Clamping stud Passestift
		R	L	a	b	L	h	s	e					
MTJNR/ L	2020K16	●	●	20	20	125	20	25	32	DM6×25	T16BM	WH20L WH30L	C1RD	TM5×13
	2525M16	●	●	25	25	150	25	32	32	DM6×30				
	3225P16	●	●	32	25	170	32	32	32	DM6×30	T22BM	WH30L	C2RD	TM6×17
	2525M22	●	●	25	25	150	25	32	36					
	3225P22	○	○	32	25	170	32	32	36					

Applicable insert
Wendeschneidplatten

Application Anwendung	Finishing Schlichten	Semi-Finishing Mittlere Bearbeitung	Roughing Schruppen	Heavy Duty Schwerzerspannung	Cast iron machining Grauguss Bearbeit.	PCBN · PCD PCBN · PKD
insert shape Schneidplattenform	DF  A76	PM  A77	DR Double-side  A78	HDR  A80	Flat  A81	Flat  A125
	WG  A76	DM  A77	DR Single-side  A79			
	SF  A76	EM  A78	ER Double-side  A71			
	EF  A76					
Type · Typ	MTJNR / L** K / M / P16	TN**1604**	TN**1604**	TN**1604**	TN**1604**	TN**1604**
	MTJNR / L**M / P22	TN**2204**	TN**2204**	TN**2204**	TN**2204**	TN**2204**

Turning · Drehen

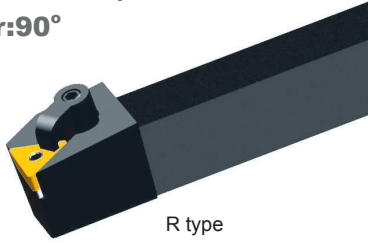
External turning tools · Drehwerkzeugen zur Außenbearbeitung

TN** Toolholder · Halter


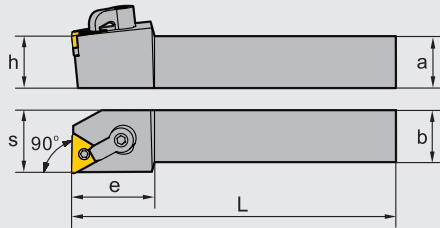
M-Clamping · M-Halter

MTFNR/ L

Kr:90°
















R type
Rechtsausführung



Type · Typ		Stock Lager		Dimension (mm) Abmessung					Clamping screw Schraube	Shim Unterlage	Wrench Schlüssel	Clamp Pratze	Clamping stud Passestift	
		R	L	a	b	L	h	s						e
MTFNR/ L	2020K16	●	●	20	20	125	20	25	32	DM6×25	T16BM	WH20L WH30L	C1RD	TM5×13
	2525M16	●	○	25	25	150	25	32	32	DM6×30				
	3225P16	●	○	32	25	170	32	32	32	DM6×30	T22BM	WH30L	C2RD	TM6×17
	2525M22	●	○	25	25	150	25	32	36					
	3225P22	●	○	32	25	170	32	32	36					

Applicable insert
Wendeschneidplatten


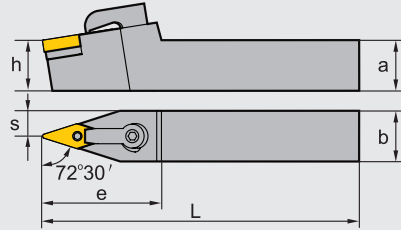
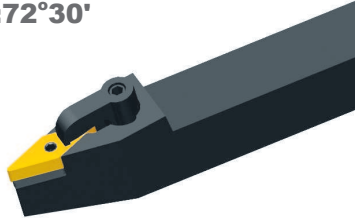
Application Anwendung	Finishing Schlichten	Semi-Finishing Mittlere Bearbeitung	Roughing Schruppen	Heavy Duty Schwerzerspannung	Cast iron machining Grauguss Bearbeit.	PCBN · PCD PCBN · PKD
insert shape Schneidplattenform	DF  A76	PM  A77	DR Double-side  A78	HDR  A80	Flat  A81	Flat  A125
	WG Wiper  A76	DM  A77	DR Single-side  A79			
	SF  A76	EM  A78	ER Double-side  A71			
	EF  A76					
Type · Typ	MTFNR / L** K / M / P16	TN**1604**	TN**1604**	TN**1604**	TN**1604**	TN**1604**
	MTFNR / L**M / P22	TN**2204**	TN**2204**	TN**2204**	TN**2204**	TN**2204**

● ex stock · ab Lager ○ on demand · Anfrage

VN** Toolholder · Halter










M-Clamping · M-Halter

MVVNN Kr:72°30'



Type · Typ		Stock Lager	Dimension (mm) Abmessung						Clamping screw Schraube	Shim Unterlage	Wrench Schlüssel	Clamp Pratze	Clamping stud Passstift
			a	b	L	h	s	e					
MVVNN	2020K16	●	20	20	125	20	10	45	DM6×25	V16BM	WH20L WH30L	C3RD	TM5×13
	2525M16	●	25	25	150	25	12.5	45	DM6×30				
	3225P16	○	32	25	170	32	12.5	45					
	3232P16	○	32	32	170	32	16	45					

Applicable insert
Wendeschneidplatten

Application Anwendung	Finishing Schlichten	Semi-Finishing Mittlere Bearbeitung	PCBN · PCD PCBN · PKD	
insert shape Schneidplattenform	DF  A82	PM  A83	Flat  A126	
	EF  A82	DM  A83		
	SF  A82	EM  A83		
	NF  A82	NM  A83		
Type · Typ	MVVNN** K / M / P16	VN**1604**	VN**1604**	VN**1604**

Turning · Drehen

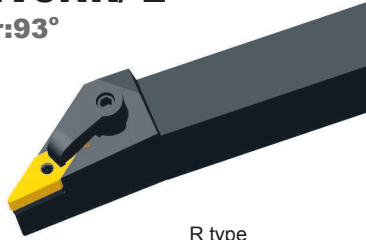
External turning tools · Drehwerkzeuge zur Außenbearbeitung

VN** Toolholder · Halter

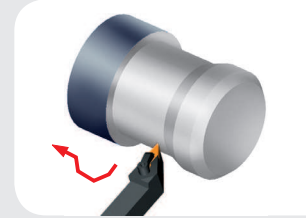
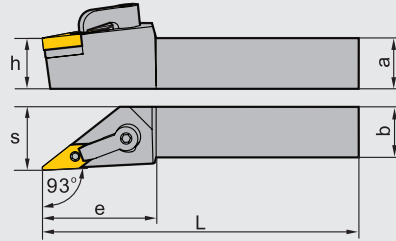
M-Clamping · M-Halter








MVJNR/ L

Kr:93°












R type
Rechtsausführung



Type · Typ		Stock Lager		Dimension (mm) Abmessung						Clamping screw Schraube	Shim Unterlage	Wrench Schlüssel	Clamp Pratze	Clamping stud Passtift
		R	L	a	b	L	h	s	e					
MVJNR/ L	2020K16	●	●	20	20	125	20	25	45	DM6×25	V16BM			C3RD
	2525M16	●	●	25	25	150	25	32	45					
	3225P16	○	○	32	25	170	32	32	45	DM6×30				
	3232P16	○	●	32	32	170	32	40	45					

Applicable insert
Wendeschneidplatten

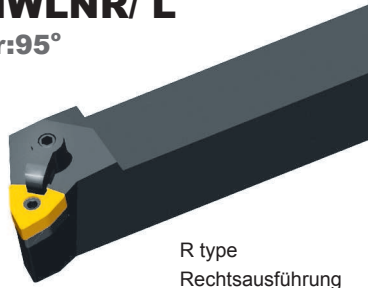
Application Anwendung	Finishing Schlichten	Semi-Finishing Mittlere Bearbeitung	PCBN · PCD PCBN · PKD
insert shape Schneidplattenform	DF  A82	PM  A83	Flat  A126
	EF  A82	DM  A83	
	SF  A82	EM  A83	
	NF  A82	NM  A83	
Type · Typ MVJNR / L** K / M / P16	VN**1604**	VN**1604**	VN**1604**

● ex stock · ab Lager ○ on demand · Anfrage


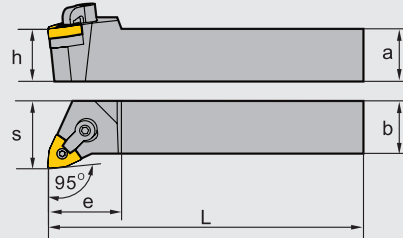
WN** Toolholder · Halter

M-Clamping · M-Halter

MWLNLR/ L Kr:95°



R type
Rechtsausführung



Type · Typ		Stock Lager		Dimension (mm) Abmessung						Clamping screw Schraube	Shim Unterlage	Wrench Schlüssel	Clamp Pratze	Clamping stud Passstift
		R	L	a	b	L	h	s	e					
MWLNLR/ L	2020K06	●	●	20	20	125	20	25	30	DM6×25	W06BM	WH20L WH30L	C1RD	TM5×13
	2525M06	●	●	25	25	150	25	32	30	DM6×30				
	2020K08	●	●	20	20	125	20	25	30	DM6×25				
	2525M08	●	●	25	25	150	25	32	35					
	3525P08	○	○	32	25	170	32	32	35	DM6×30	W08BM	WH30L	C1RD	TM6×17
	3232P08	●	●	32	32	170	32	40	35					

Applicable insert
Wendeschneidplatten

Application Anwendung	Finishing Schlichten	Semi-Finishing Mittlere Bearbeitung	Roughing Schruppen	Cast iron machining Grauguss Bearbeit.	
insert shape Schneidplattenform	DF A84	PM A86	DR Double -side A87	Flat A87	
	WG Wiper A84	DM A86			
	SF A85	EM A86			
	EF A85	NM A87			
	NF A85				
	Type · Typ	MWLNLR/ L**K/ M06	WN**0604**	WN**0604**	WN**0604**
	MWLNLR/ L**K/ M/ P08	WN**0804**	WN**0804**	WN**0804**	WN**0804**