

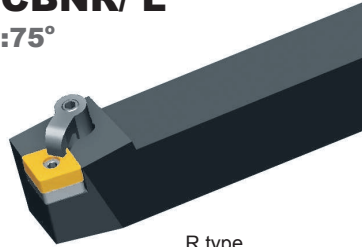
Turning · Drehen

External turning tools · Drehwerkzeugen zur Außenbearbeitung


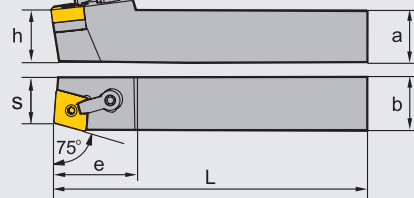
CN** Toolholder · Halter

M-Clamping · M-Halter

MCBNR/ L Kr:75°



R type
Rechtsausführung



Type · Typ		Stock Lager		Dimension (mm) Abmessung						Clamping screw Schraube	Shim Unterlage	Wrench Schlüssel	Clamp Pratte	Clamping stud Passestift
		R	L	a	b	L	h	s	e					
MCBNR/ L	2020K12	●	○	20	20	125	20	17	32	DM6×25				
	2525M12	●	●	25	25	150	20	22	32	DM6×30	C12BM	WH30L	C1RD	TM6×17
	3225P12	●	●	32	25	170	32	22	32	DM6×30				
	2525M16	○	○	25	25	150	25	22	40	DM6×30	C16BM	WH30L	C2RD	TM8×21
	3232P16	●	●	32	32	170	32	27	40	DM6×30				
	3232P19	○	○	32	32	170	32	27	45	DM8×30X	C19BM	WH40L	C5RD	TM10×21
	4040R19	○	○	40	40	200	40	35	45	DM8×30X	C19BM	WH40L	C5RD	TM10×21

Applicable insert
Wendeschneidplatten

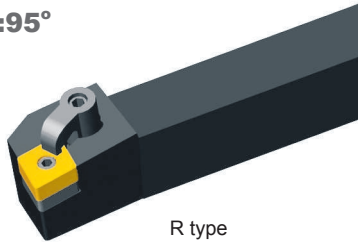
Application Anwendung	Finishing Schichten	Semi-Finishing Mittlere Bearbeitung	Roughing Schruppen	Heavy Duty Schwerzerspannung	Cast iron machining Grauguss Bearbeit.
insert shape Schneidplattenform	DF A54	PM A55	DR A57	HDR A58	 A58
	SF A53	DM A54	DR A57		
	EF A54	EM A56	ER A58		
	NF A55	NM A57	ER A58		
Type · Typ	MCBNR/ L**K / M / P12		CN**1204**		CN**1204**
Type · Typ	MCBNR/ L**M / P16		CN**1606**		CN**1606**
Type · Typ	MCBNR/ L**P / R19		CN**1906**		CN**1906**

● ex stock · ab Lager ○ on demand · Anfrage

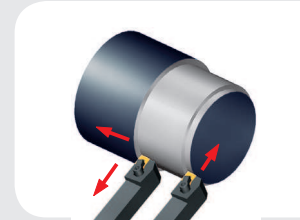
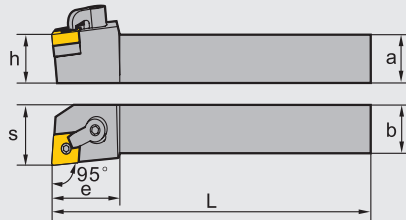
CN** Toolholder · Halter

M-Clamping · M-Halter

MCLNR/ L Kr:95°



















R type
Rechtsausführung



Type · Typ		Stock Lager		Dimension (mm) Abmessung						Clamping screw Schraube	Shim Unterlage	Wrench Schlüssel	Clamp Pratze	Clamping stud Passtift
		R	L	a	b	L	h	s	e					
MCLNR/ L	2020K12	●	●	20	20	125	20	25	32	DM6×25				
	2525M12	●	●	25	25	150	25	32	32	DM6×30	C12BM	WH30L	C1RD	TM6×17
	3225P12	●	●	32	25	170	32	32	32					
	2525M16	●	●	25	25	150	25	32	38	DM6×30	C16BM	WH30L	C2RD	TM8×21
	3232P16	●	●	32	32	170	32	40	38					
	3232P19	●	●	32	32	170	32	40	45	DM8×30X	C19BM	WH40L	C5RD	TM10×21
	4040R19	○	○	40	40	200	40	50	45					

Applicable insert
Wendeschneidplatten

Application Anwendung	Finishing Schlichten	Semi-Finishing Mittlere Bearbeitung	Roughing Schruppen	Heavy Duty Schwerzerspannung	Cast iron machining Grauguss Bearbeit.	PCBN · PCD PCBN · PKD
insert shape Schneidplattenform	DF  A54	PM  A55	DR  A57	HDR  A58	 A58	 A122
	WG  A53	DM  A54	DR  A57			
	SF  A53	EM  A56	ER  A58			
	EF  A54	NM  A57	ER  A58			
	NF  A55					
Type · Typ	MCLNR/ L**K / M / P12	CN**1204**	CN**1204**	CN**1204**	CN**1204**	CN**1204**
	MCLNR/ L**M / P16	CN**1606**	CN**1606**	CN**1606**	CN**1606**	CN**1606**
	MCLNR/ L**P / R19		CN**1906**	CN**1906**	CN**1906**	CN**1906**

Turning · Drehen

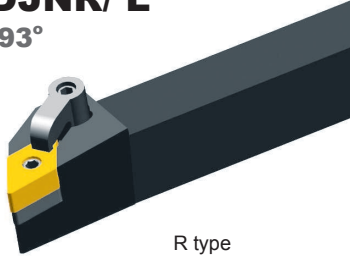
External turning tools · Drehwerkzeuge zur Außenbearbeitung

DN** Toolholder · Halter

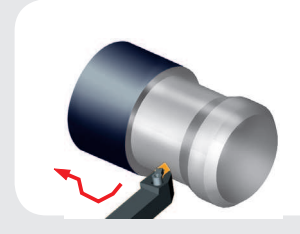
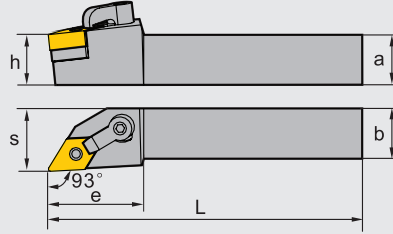
M-Clamping · M-Halter

MDJNR/ L

Kr:93°



















R type
Rechtsausführung



Type · Typ		Stock Lager		Dimension (mm) Abmessung						Clamping screw Schraube	Shim Unterlage	Wrench Schlüssel	Clamp Pratze	Clamping stud Passestift
		R	L	a	b	L	h	s	e					
MDJNR/ L	2020K11	●	●	20	20	125	20	25	32	DM6×25	D11BM	WH20L WH30L	C1RD	TM5×13
	2525M11	●	●	25	25	150	25	32	32	DM6×30				
	3225P11	●	○	32	25	170	32	32	32	DM6×30				
	2020K15	●	●	20	20	125	20	25	38	DM6×25	D15BM	WH30L	C2RD	TM6×19
	2525M15	●	●	25	25	150	25	32	38	DM6×30				
	3225P15	●	●	32	25	170	32	32	38	DM6×30				

Applicable insert
Wendeschneidplatten

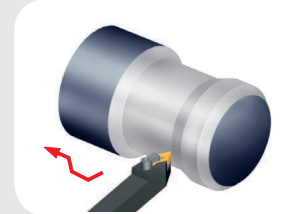
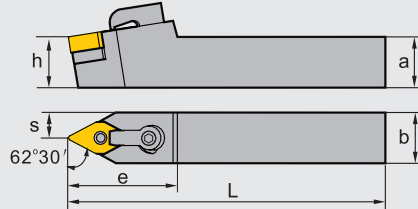
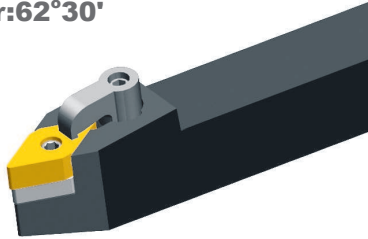
Application Anwendung	Finishing Schichten	Semi-Finishing Mittlere Bearbeitung	Roughing Schruppen	Heavy Duty Schwerzerspannung	Cast iron machining Grauguss Bearbeit.	PCBN · PCD PCBN · PKD
insert shape Schneidplattenform	DF  A61	PM  A62	DR Double-side  A56	HDR  A66	 A65	 A123
	WG Wiper  A61	DM  A63	DR Single-side  A57			
	SF  A61	EM  A64	ER Double-side  A57			
	EF  A62	NM  A64	ER Single-side  A57			
	NF  A62					
Type · Typ	MDJNR / L**K / M / P11	DN**1104**	DN**1104**		DN**1104**	
Type · Typ	MDJNR / L**K / M / P15	DN**1506**	DN**1506**	DN**1506**	DN**1506**	DN**1506**

● ex stock · ab Lager ○ on demand · Anfrage

DN** Toolholder · Halter
















M-Clamping · M-Halter

MDPNN Kr:62°30'



Type · Typ		Stock Lager	Dimension (mm) Abmessung						Clamping screw Schraube	Shim Unterlage	Wrench Schlüssel	Clamp Pratze	Clamping stud Passstift
			a	b	L	h	s	e					
MDPNN	2020K11	●	20	20	125	20	10	35	DM6×25	D11BM	WH20L WH30L	C1RD	TM5×13
	2525M11	●	25	25	150	25	12.5	35					
	3225P11	●	32	25	170	32	12.5	35					
	2020K15	●	20	20	125	20	10	40	DM6×30	D15BM	WH30L	C2RD	TM6×19
	2525M15	●	25	25	150	25	12.5	40					
	3225P15	●	32	25	170	32	12.5	40					

Applicable insert
Wendeschneidplatten

Application Anwendung	Finishing Schlichten	Semi-Finishing Mittlere Bearbeitung	Roughing Schruppen	Heavy Duty Schwerzerspannung	Cast iron machining Grauguss Bearbeit.	PCBN · PCD PCBN · PKD
insert shape Schneidplattenform	DF  A61	PM  A62	DR Double-side  A56	HDR  A66	Flat  A65	Flat  A123
	SF  A61	DM  A63	DR Single-side  A57			
	EF  A62	EM  A64	ER Double-side  A57			
	NF  A62	NM  A64	ER Single-side  A57			
Type · Typ	MDPNN**K / M / P11	DN**1104**	DN**1104**			
	MDPNN**K / M / P15	DN**1506**	DN**1506**	DN**1506**	DN**1506**	DN**1506**

Turning · Drehen

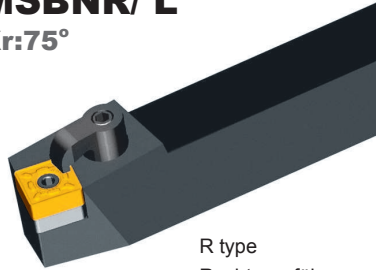
External turning tools · Drehwerkzeugen zur Außenbearbeitung

SN** Toolholder · Halter

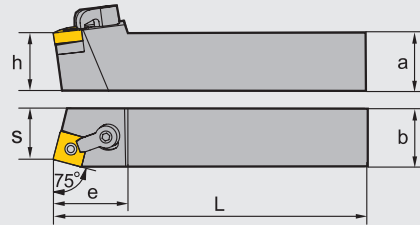
M-Clamping · M-Halter

MSBNR/ L

Kr:75°



R type
Rechtsausführung



Type · Typ		Stock Lager		Dimension (mm) Abmessung						Clamping screw Schraube	Shim Unterlage	Wrench Schlüssel	Clamp Pratte	Clamping stud Passtift
		R	L	a	b	L	h	s	e					
MSBNR/ L	2020K12	●	●	20	20	125	20	17	32	DM6×25	S12BM	WH30L	C1RD	TM6×17
	2525M12	●	○	25	25	150	25	22	32	DM6×30				
	3225P12	●	○	32	25	170	32	22	32	DM6×30				
	2525M15	●	○	25	25	150	25	22	38	DM6×30	S15BM	WH30L	C2RD	TM8×21
	3232P15	●	○	32	32	170	32	29	38					
	4032R15	●	○	40	32	200	40	27	38	DM8×30X	S19BM	WH40L	C5RD	TM10×21
	3232P19	○	○	32	32	170	32	27	45					
	4040R19	●	○	40	40	200	40	35	45					
	4040R25	●	○	40	40	200	40	35	50	DM10×35X	S25BM	WH40L WH40L WH50L	C6RD	TM12×29
4040S2509	○	○	40	40	250	40	35	50						

Applicable insert
Wendeschneidplatten

Application Anwendung	Finishing Schlichten	Semi-Finishing Mittlere Bearbeitung	Roughing Schruppen	Heavy Duty Schwerzerspannung	Cast iron machining Grauguss Bearbeit.	PCBN · PCD PCBN · PKD
insert shape Schneidplattenform	DF A67	PM A68	DR Double-side A70	HDR A72	Flat A74	Flat A124
	EF A67	DM A69	DR Single-side A70			
	SF A68	EM A69	ER Double-side A71			
		NM A70	ER Single-side A71			
Type · Typ	MSBNR / L**K / M / P12	SN**1204**	SN**1204**	SN**1204**	SN**1204**	SN**1204**
	MSBNR / L**M / P / R15	SN**1506**	SN**1506**	SN**1506**	SN**1506**	SN**1506**
	MSBNR / L**P / R19		SN**1906**	SN**1906**	SN**1906**	SN**1906**
	MSBNR / L**R / S2509			SN**2509**	SN**2509**	

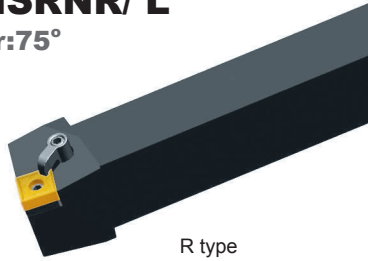
● ex stock · ab Lager ○ on demand · Anfrage

SN** Toolholder · Halter

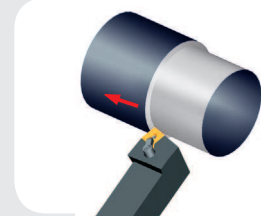
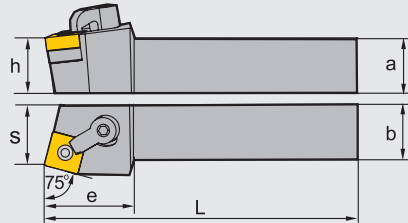
M-Clamping · M-Halter

MSRNR/ L

Kr:75°



R type
Rechtsausführung



Type · Typ		Stock Lager		Dimension (mm) Abmessung					Clamping screw Schraube	Shim Unterlage	Wrench Schlüssel	Clamp Prätze	Clamping stud Passtift	
		R	L	a	b	L	h	s	e					
MSRNR/ L	2020K12	●	○	20	20	125	20	22	36	DM6×25	S12BM	WH30L	C1RD	TM6×17
	2525M12	●	○	25	25	150	25	27	36	DM6×30				
	3225P12	●	○	32	25	170	32	27	36	DM6×30				
	2525M15	●	○	25	25	150	25	27	40	DM6×30	S15BM	WH30L	C2RD	TM8×21
	3232P15	●	○	32	32	170	32	35	40					
	4032R15	○	○	40	32	200	40	35	40	DM8×30X	S19BM	WH40L	C5RD	TM10×21
	3232P19	●	○	32	32	170	32	35	45					
	4040R19	○		40	40	200	40	43	45	DM10×35X	S25BM	WH40L WH50L	C6RD	TM12×29
	4040R2509	○	○	40	40	200	40	43	50					
4040S2509	○	○	40	40	250	40	43	50						

Applicable insert
Wendeschneidplatten

Application Anwendung	Finishing Schlichten	Semi-Finishing Mittlere Bearbeitung	Roughing Schruppen	Heavy Duty Schwerzerspannung	Cast iron machining Grauguss Bearbeit.	PCBN · PCD PCBN · PKD
insert shape Schneidplattenform	DF A67	PM A68	DR Double-side A70	HDR A72	Flat A74	Flat A124
	EF A67	DM A69	DR Single-side A70			
	SF A68	EM A69	ER Double-side A71			
		NM A70	ER Single-side A71			
Type · Typ	MSRNR / L**K / M / P12	SN**1204**	SN**1204**	SN**1204**	SN**1204**	SN**1204**
	MSRNR / L**M / P / R15	SN**1506**	SN**1506**	SN**1506**	SN**1506**	SN**1506**
	MSRNR / L**P / R19		SN**1906**	SN**1906**	SN**1906**	SN**1906**
	MSRNR / L**R / S2509			SN**2509**	SN**2509**	

Turning · Drehen

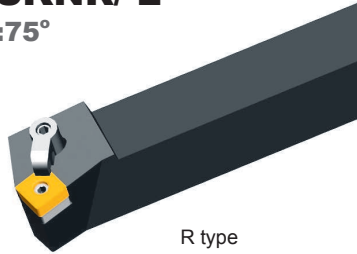
External turning tools · Drehwerkzeugen zur Außenbearbeitung

SN** Toolholder · Halter


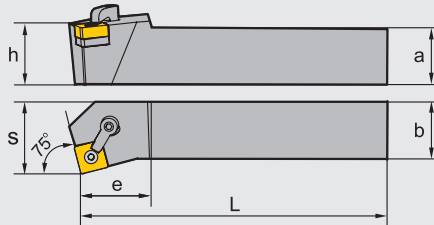
M-Clamping · M-Halter

MSKNR/ L

Kr:75°



R type
Rechtsausführung



Type · Typ		Stock Lager		Dimension (mm) Abmessung					Clamping screw Schraube	Shim Unterlage	Wrench Schlüssel	Clamp Pratze	Clamping stud Passtift	
		R	L	a	b	L	h	s	e					
MSKNR/ L	2020K12	●	●	20	20	125	20	25	32	DM6×25	S12BM	WH30L	C1RD	TM6×17
	2525M12	●	○	25	25	150	25	32	32					
	3225P12	●	○	32	25	170	32	32	32	DM6×30	S15BM	WH30L	C2RD	TM8×21
	2525M15	●	○	25	25	150	25	32	28					
	3232P15	●	○	32	32	170	32	40	38	DM8×30X	S19BM	WH40L	C5RD	TM10×21
	4032R15	○	○	40	32	200	40	40	38					
	3232P19	●	○	32	32	170	32	40	45	DM10×35X	S25BM	WH40L WH50L	C6RD	TM12×29
	4040R19	○	○	40	40	200	40	50	45					
4040S2509	○	○	40	40	250	40	50	50	DM10×35X	S25BM	WH40L WH50L	C6RD	TM12×29	

Applicable insert
Wendeschneidplatten

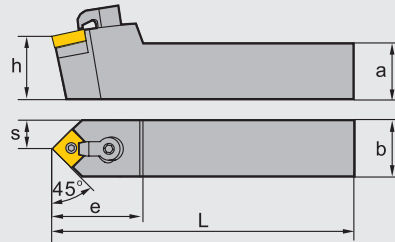

Application Anwendung	Finishing Schlichten	Semi-Finishing Mittlere Bearbeitung	Roughing Schruppen	Heavy Duty Schwerzerspannung	Cast iron machining Grauguss Bearbeit.	PCBN · PCD PCBN · PKD
insert shape Schneidplattenform	DF A67	PM A68	DR Double-side A70	HDR A72	Flat A74	Flat A124
	EF A67	DM A69	DR Single-side A70			
	SF A68	EM A69	ER Double-side A71			
		NM A70	ER Single-side A71			
Type · Typ	MSKNR / L**K / M / P12	SN**1204**	SN**1204**	SN**1204**	SN**1204**	SN**1204**
	MSKNR / L**M / P / R15	SN**1506**	SN**1506**	SN**1506**	SN**1506**	SN**1506**
	MSKNR / L**P / R19		SN**1906**	SN**1906**	SN**1906**	SN**1906**
	MSKNR / L**S2509			SN**2509**	SN**2509**	

● ex stock · ab Lager ○ on demand · Anfrage

SN** Toolholder · Halter















M-Clamping · M-Halter

MSDNN Kr:45°



Type · Typ	Stock Lager	Dimension (mm) Abmessung						Clamping screw Schraube	Shim Unterlage	Wrench Schlüssel	Clamp Pratze	Clamping stud Passtift	
		a	b	L	h	s	e						
MSDNN	2020K12	●	20	20	125	20	10	35	DM6×25				
	2525M12	●	25	25	150	25	12.5	35	DM6×30	S12BM	WH30L	C1RD	TM6×17
	3225P12	●	32	25	170	32	12.5	35					
	2525M15	●	25	25	150	25	12.5	42	DM6×30	S15BM	WH30L	C2RD	TM8×21
	3232P15	○	32	32	170	32	16	42					
	4032R15	○	40	32	200	40	16	42					

Applicable insert
Wendeschneidplatten

Application Anwendung	Finishing Schlichten	Semi-Finishing Mittlere Bearbeitung	Roughing Schruppen	Heavy Duty Schwerzerspannung	Cast iron machining Grauguss Bearbeit.	PCBN · PCD PCBN · PKD
insert shape Schneidplattenform	DF  A67	PM  A68	DR Double-side  A70	HDR  A72	Flat  A74	Flat  A124
	EF  A67	DM  A69	DR Single-side  A70			
	SF  A68	EM  A69	ER Double-side  A71			
		NM  A70	ER Single-side  A71			
Type · Typ	MSDNN**K · M · P12	SN**1204**	SN**1204**	SN**1204**	SN**1204**	SN**1204**
	MSDNN**M · P · R15	SN**1506**	SN**1506**	SN**1506**	SN**1506**	SN**1506**

Turning · Drehen

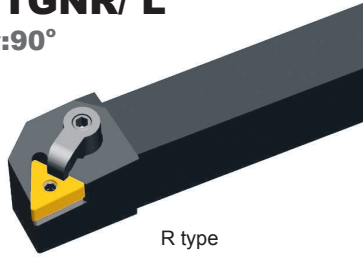
External turning tools · Drehwerkzeuge zur Außenbearbeitung

TN** Toolholder · Halter


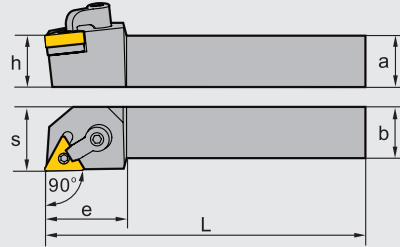
M-Clamping · M-Halter

MTGNR/ L

Kr:90°
















R type
Rechtsausführung



Type · Typ		Stock Lager		Dimension (mm) Abmessung						Clamping screw Schraube	Shim Unterlage	Wrench Schlüssel	Clamp Pratte	Clamping stud Passtift
		R	L	a	b	L	h	s	e					
MTGNR/ L	2020K16	●	○	20	20	125	20	25	33	DM6×25	T16BM	WH20L WH30L	C1RD	TM5×13
	2525M16	●	●	25	25	150	25	32	33	DM6×30				
	3225P16	●	○	32	25	170	32	32	33	DM6×30				
	2525M22	●	○	25	25	150	25	32	35	DM6×30	T22BM	WH30L	C2RD	TM6×17
	3225P22	●	○	32	25	170	32	32	35	DM6×30	T22BM	WH30L	C2RD	TM6×17

Applicable insert
Wendeschneidplatten

Application Anwendung	Finishing Schlichten	Semi-Finishing Mittlere Bearbeitung	Roughing Schruppen	Heavy Duty Schwerzerspannung	Cast iron machining Grauguss Bearbeit.	PCBN · PCD PCBN · PKD
insert shape Schneidplattenform	DF  A76	PM  A77	DR Double-side  A78	HDR  A80	Flat  A81	Flat  A125
	WG Wiper  A76	DM  A77	DR Single-side  A79			
	SF  A76	EM  A78	ER Double-side  A71			
	EF  A76					
Type · Typ	MTGNR / L** K / M / P16	TN**1604**	TN**1604**	TN**1604**	TN**1604**	TN**1604**
	MTGNR / L**M / P22	TN**2204**	TN**2204**	TN**2204**	TN**2204**	TN**2204**

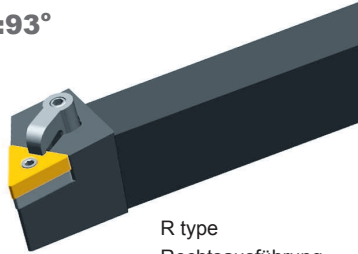
● ex stock · ab Lager ○ on demand · Anfrage

TN** Toolholder · Halter

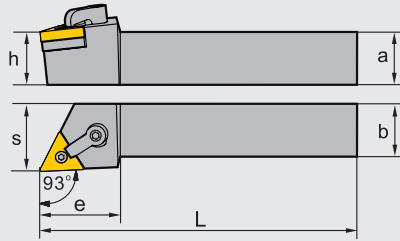
M-Clamping · M-Halter

MTJNR/ L

Kr:93°
















R type
Rechtsausführung



Type · Typ		Stock Lager		Dimension (mm) Abmessung						Clamping screw Schraube	Shim Unterlage	Wrench Schlüssel	Clamp Pratze	Clamping stud Passestift
		R	L	a	b	L	h	s	e					
MTJNR/ L	2020K16	●	●	20	20	125	20	25	32	DM6×25	T16BM	WH20L WH30L	C1RD	TM5×13
	2525M16	●	●	25	25	150	25	32	32	DM6×30				
	3225P16	●	●	32	25	170	32	32	32	DM6×30	T22BM	WH30L	C2RD	TM6×17
	2525M22	●	●	25	25	150	25	32	36					
	3225P22	○	○	32	25	170	32	32	36					

Applicable insert
Wendeschneidplatten

Application Anwendung	Finishing Schlichten	Semi-Finishing Mittlere Bearbeitung	Roughing Schruppen	Heavy Duty Schwerzerspannung	Cast iron machining Grauguss Bearbeit.	PCBN · PCD PCBN · PKD
insert shape Schneidplattenform	DF  A76	PM  A77	DR Double-side  A78	HDR  A80	Flat  A81	Flat  A125
	WG  A76	DM  A77	DR Single-side  A79			
	SF  A76	EM  A78	ER Double-side  A71			
	EF  A76					
Type · Typ	MTJNR / L** K / M / P16	TN**1604**	TN**1604**	TN**1604**	TN**1604**	TN**1604**
	MTJNR / L**M / P22	TN**2204**	TN**2204**	TN**2204**	TN**2204**	TN**2204**

Turning · Drehen

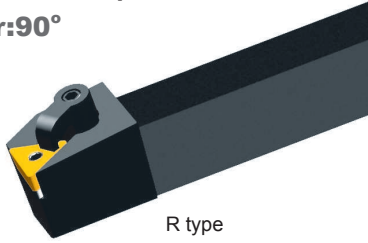
External turning tools · Drehwerkzeugen zur Außenbearbeitung

TN** Toolholder · Halter


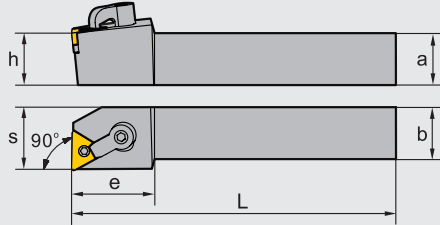
M-Clamping · M-Halter

MTFNR/ L

Kr:90°
















R type
Rechtsausführung



Type · Typ		Stock Lager		Dimension (mm) Abmessung					Clamping screw Schraube	Shim Unterlage	Wrench Schlüssel	Clamp Pratze	Clamping stud Passestift	
		R	L	a	b	L	h	s						e
MTFNR/ L	2020K16	●	●	20	20	125	20	25	32	DM6×25	T16BM	WH20L WH30L	C1RD	TM5×13
	2525M16	●	○	25	25	150	25	32	32	DM6×30				
	3225P16	●	○	32	25	170	32	32	32	DM6×30	T22BM	WH30L	C2RD	TM6×17
	2525M22	●	○	25	25	150	25	32	36					
	3225P22	●	○	32	25	170	32	32	36					

Applicable insert
Wendeschneidplatten


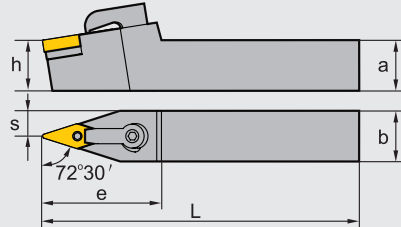
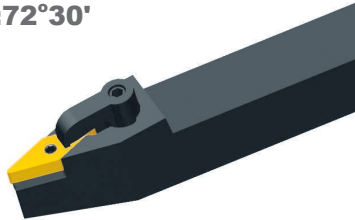
Application Anwendung	Finishing Schlichten	Semi-Finishing Mittlere Bearbeitung	Roughing Schruppen	Heavy Duty Schwerzerspannung	Cast iron machining Grauguss Bearbeit.	PCBN · PCD PCBN · PKD
insert shape Schneidplattenform	DF  A76	PM  A77	DR Double-side  A78	HDR  A80	Flat  A81	Flat  A125
	WG Wiper  A76	DM  A77	DR Single-side  A79			
	SF  A76	EM  A78	ER Double-side  A71			
	EF  A76					
Type · Typ	MTFNR / L** K / M / P16	TN**1604**	TN**1604**	TN**1604**	TN**1604**	TN**1604**
	MTFNR / L**M / P22	TN**2204**	TN**2204**	TN**2204**	TN**2204**	TN**2204**

● ex stock · ab Lager ○ on demand · Anfrage

VN** Toolholder · Halter










M-Clamping · M-Halter

MVVNN Kr:72°30'



Type · Typ		Stock Lager	Dimension (mm) Abmessung						Clamping screw Schraube	Shim Unterlage	Wrench Schlüssel	Clamp Pratze	Clamping stud Passstift
			a	b	L	h	s	e					
MVVNN	2020K16	●	20	20	125	20	10	45	DM6×25	V16BM	WH20L WH30L	C3RD	TM5×13
	2525M16	●	25	25	150	25	12.5	45	DM6×30				
	3225P16	○	32	25	170	32	12.5	45					
	3232P16	○	32	32	170	32	16	45					

Applicable insert
Wendeschneidplatten

Application Anwendung	Finishing Schlichten	Semi-Finishing Mittlere Bearbeitung	PCBN · PCD PCBN · PKD	
insert shape Schneidplattenform	DF  A82	PM  A83	Flat  A126	
	EF  A82	DM  A83		
	SF  A82	EM  A83		
	NF  A82	NM  A83		
Type · Typ	MVVNN** K / M / P16	VN**1604**	VN**1604**	VN**1604**

Turning · Drehen

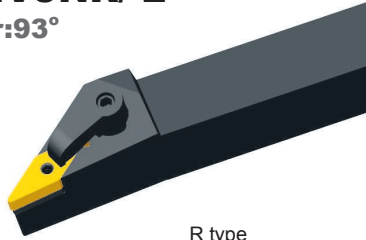
External turning tools · Drehwerkzeuge zur Außenbearbeitung

VN** Toolholder · Halter

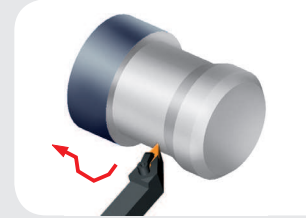
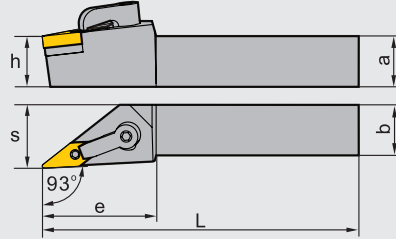
M-Clamping · M-Halter






MVJNR/ L

Kr:93°












R type
Rechtsausführung



Type · Typ		Stock Lager		Dimension (mm) Abmessung						Clamping screw Schraube	Shim Unterlage	Wrench Schlüssel	Clamp Pratze	Clamping stud Passtift
		R	L	a	b	L	h	s	e					
MVJNR/ L	2020K16	●	●	20	20	125	20	25	45	DM6×25	V16BM	WH20L WH30L	C3RD	TM5×13
	2525M16	●	●	25	25	150	25	32	45					
	3225P16	○	○	32	25	170	32	32	45	DM6×30				
	3232P16	○	●	32	32	170	32	40	45					

Applicable insert
Wendeschneidplatten

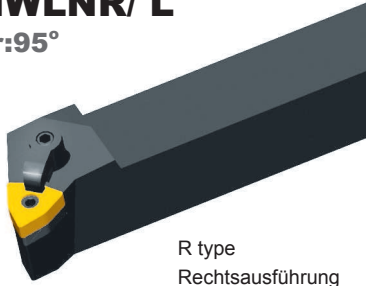
Application Anwendung	Finishing Schlichten	Semi-Finishing Mittlere Bearbeitung	PCBN · PCD PCBN · PKD
insert shape Schneidplattenform	DF  A82	PM  A83	Flat  A126
	EF  A82	DM  A83	
	SF  A82	EM  A83	
	NF  A82	NM  A83	
Type · Typ MVJNR / L** K / M / P16	VN**1604**	VN**1604**	VN**1604**

● ex stock · ab Lager ○ on demand · Anfrage


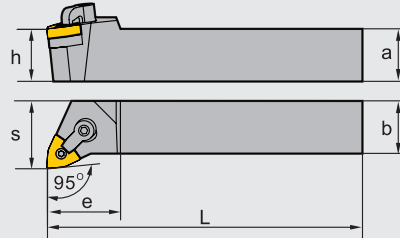
WN** Toolholder · Halter

M-Clamping · M-Halter

MWLNLR/ L Kr:95°



R type
Rechtsausführung



Type · Typ		Stock Lager		Dimension (mm) Abmessung						Clamping screw Schraube	Shim Unterlage	Wrench Schlüssel	Clamp Pratze	Clamping stud Passstift
		R	L	a	b	L	h	s	e					
MWLNLR/ L	2020K06	●	●	20	20	125	20	25	30	DM6×25	W06BM	WH20L WH30L	C1RD	TM5×13
	2525M06	●	●	25	25	150	25	32	30	DM6×30				
	2020K08	●	●	20	20	125	20	25	30	DM6×25				
	2525M08	●	●	25	25	150	25	32	35					
	3525P08	○	○	32	25	170	32	32	35	DM6×30	W08BM	WH30L	C1RD	TM6×17
	3232P08	●	●	32	32	170	32	40	35					

Applicable insert
Wendeschneidplatten

Application Anwendung	Finishing Schlichten	Semi-Finishing Mittlere Bearbeitung	Roughing Schruppen	Cast iron machining Grauguss Bearbeit.	
insert shape Schneidplattenform	DF A84	PM A86	DR Double -side A87	Flat A87	
	WG Wiper A84	DM A86			
	SF A85	EM A86			
	EF A85	NM A87			
	NF A85				
	Type · Typ	MWLNLR/ L**K/ M06	WN**0604**	WN**0604**	WN**0604**
	MWLNLR/ L**K/ M/ P08	WN**0804**	WN**0804**	WN**0804**	WN**0804**