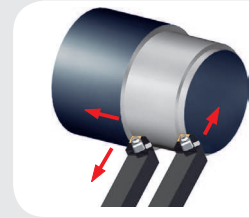
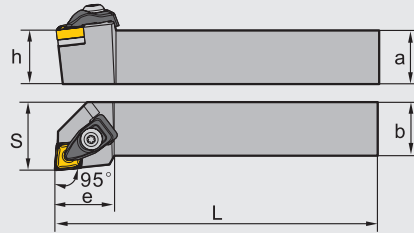
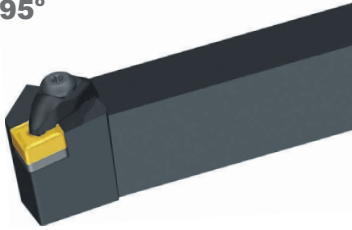








CN\*\* Toolholder · Halter

D-Clamping · D-Halter

















### DCLNR/ L

Kr:95°



Type · Typ		Stock Lager Lager		Dimension (mm) Abmessung						Screw Schraube	Shim Unterlage	Wrench Schlüssel	Clamp Pratte	Shim pin Rohrstift	Spring Feder
		R	L	a	b	L	h	s	e						
<b>DCLNR/ L</b>	<b>1616H09</b>	●	○	16	16	100	16	20	24	CM5x22C	C09AP	WT15P	C2RH	SP10	SPR6
	<b>2020K09</b>	●	○	20	20	125	20	25	24						
	<b>2525M09</b>	●	○	25	25	150	25	32	24						
	<b>2020K12</b>	●	●	20	20	125	20	25	28	CM6x25C	C12AP	WT20P	C1RH	SP4	SPR4
	<b>2525M12</b>	●	●	25	25	150	25	32	28						
	<b>3225P12</b>	●	●	32	25	170	32	32	28						

Applicable insert Wendschneidplatten

Application Anwendung	Finishing Schlichten	Semi-Finishing Mittlere Bearbeitung	Roughing Schruppen	Heavy Duty Schwerzerspannung	Cast iron machining Grauguss Bearbeit.	PCBN · PCD PCBN · PKD
insert shape Schneidplattenform	<b>DF</b>  A54	<b>PM</b>  A55	<b>DR</b> Double-side  A57	<b>HDR</b>  A58	 A58	 A122
	<b>WG</b> wiper  A53	<b>DM</b>  A54	<b>DR</b> Single-side  A57			
	<b>SF</b>  A53	<b>EM</b>  A56	<b>ER</b> Double-side  A58			
	<b>EF</b>  A54	<b>NM</b>  A57	<b>ER</b> Single-side  A58			
	<b>NF</b>  A55					
Type · Typ	<b>DCLNR/L**H/K/M09</b>	CN**0903**	CN**0903**			
	<b>DCLNR/L**K/M/P12</b>	CN**1204**	CN**1204**	CN**1204**	CN**1204**	CN**1204**

# Turning · Drehen

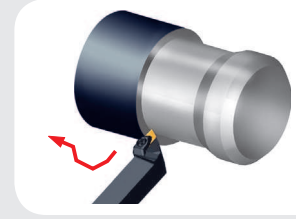
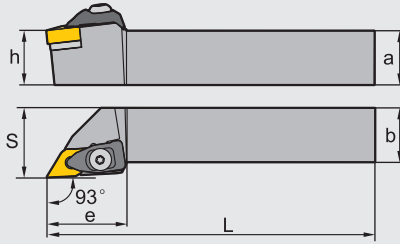

External turning tools · Drehwerkzeugen zur Außenbearbeitung

DN\*\* Toolholder · Halter

D-Clamping · D-Halter

**DDLNR/ L**

Kr:93°



Type · Typ		Stock Lager Lager		Dimension (mm) Abmessung						Screw Schraube	Shim Unterlage	Wrench Schlüssel	Clamp Pratte	Shim pin Rohrstift	Spring Feder
		R	L	a	b	L	h	s	e						
<b>DDJNR/L</b>	<b>1616H11</b>	○	○	16	16	100	16	20	30	CM5x22C	D11AP	WT15P	C2RH	SP3	SPR6
	<b>2020K11</b>	●	○	20	20	125	20	25	30						
	<b>2525M11</b>	●	○	25	25	150	25	32	30						
	<b>3225P11</b>	○	○	32	25	170	32	32	30						
	<b>2020K15</b>	●	●	20	20	125	20	25	35	CM6x25C	D15AP	WT20P	C1RH	SP4	SPR4
	<b>2525M15</b>	●	●	25	25	150	25	32	35						
	<b>3232P15</b>	●	●	32	32	170	32	40	35						

Applicable insert Wendeschneidplatten

Application Anwendung	Finishing Schlichten	Semi-Finishing Mittlere Bearbeitung	Roughing Schruppen	Heavy Duty Schwerzerspannung	Cast iron machining Grauguss Bearbeit.	PCBN · PCD PCBN · PKD
insert shape Schneidplattenform	<b>DF</b> A61	<b>PM</b> A62	<b>DR</b> Double-side A56	<b>HDR</b> A66	A65	A123
	<b>WG</b> wiper A61	<b>DM</b> A63	<b>DR</b> Single-side A57			
	<b>SF</b> A61	<b>EM</b> A64	<b>ER</b> Double-side A57			
	<b>EF</b> A62	<b>NM</b> A64	<b>ER</b> Single-side A57			
	<b>NF</b> A62					
Type · Typ	<b>DDJNR/L**H/K/M/P11</b>	DN**1104**	DN**1104**		DN**1104**	
	<b>DDJNR/L**K/M/P15</b>	DN**1506**	DN**1506**	DN**1506**	DN**1506**	DN**1506**

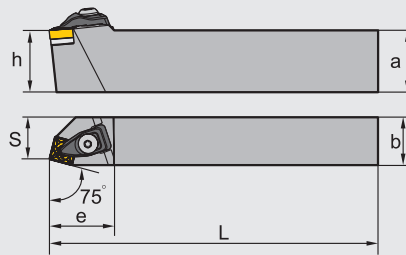
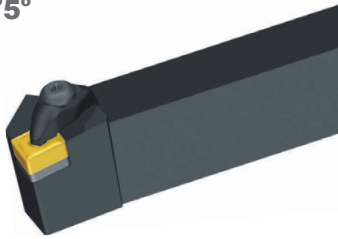
● ex stock · ab Lager ○ on demand · Anfrage

SN\*\* Toolholder · Halter

D-Clamping · D-Halter

### DSBNR/ L

Kr:75°



Type · Typ		Stock Lager Lager		Dimension (mm) Abmessung					Screw Schraube	Shim Unterlage	Wrench Schlüssel	Clamp Pratte	Shim pin Rohrstift	Spring Feder	
		R	L	a	b	L	h	s	e						
<b>DSBNR/L</b>	<b>1616H09</b>	●	○	16	16	100	16	13	26	CM5x22C	S09AP	WT15P	C2RH	SP10	SPR6
	<b>2020K12</b>	●	●	20	20	125	20	17	34						
	<b>2525M12</b>	●	●	25	25	150	25	22	34	CM6x25C	S12AP	WT20P	C1RH	SP4	SPR4
	<b>3225P12</b>	●	●	32	25	170	32	22	34						
	<b>3232P15</b>	●	●	32	32	170	32	27	41	CM6x25C	S12AP	WT20P	C4RH	SP5	SPR4

Applicable insert Wendschneidplatten

Application Anwendung	Finishing Schlichten	Semi-Finishing Mittlere Bearbeitung	Roughing Schruppen	Heavy Duty Schwerzerspannung	Cast iron machining Grauguss Bearbeit.	PCBN · PCD PCBN · PKD
insert shape Schneidplattenform	<b>DF</b> A67	<b>PM</b> A68	<b>DR</b> A70 Double-side	<b>HDR</b> A72	A74	A124
	<b>EF</b> A67	<b>DM</b> A69	<b>DR</b> A70 Single-side			
	<b>SF</b> A68	<b>EM</b> A69	<b>ER</b> A71 Double-side			
		<b>NM</b> A70	<b>ER</b> A71 Single-side			
Type · Typ	<b>DSBNR/L**H09</b>	SN**0903**	SN**0903**		SN**0903**	
	<b>DSBNR/L**K/M/P12</b>	SN**1204**	SN**1204**	SN**1204**	SN**1204**	SN**1204**
	<b>DSBNR/L**P15</b>	SN**1506**	SN**1506**	SN**1506**	SN**1506**	SN**1506**

# Turning · Drehen

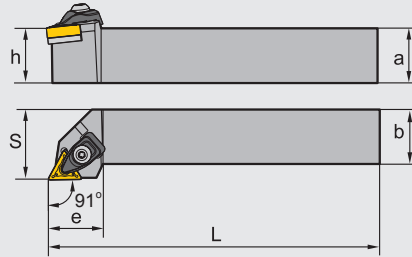
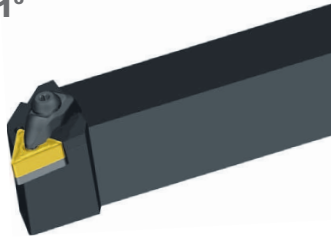
External turning tools · Drehwerkzeuge zur Außenbearbeitung







TN\*\* Toolholder · Halter

D-Clamping · D-Halter














## DTGNR/ L

Kr:91°



Type · Typ		Stock Lager Lager		Dimension (mm) Abmessung						Screw Schraube	Shim Unterlage	Wrench Schlüssel	Clamp Pratte	Shim pin Rohrstift	Spring Feder
		R	L	a	b	L	h	s	e						
<b>DTGNR/L</b>	<b>1616H16</b>	○	○	16	16	100	16	20	25						
	<b>2020K16</b>	●	○	20	20	125	20	25	25	CM5x22C	T16AP	WT15P	C2RH	SP3	SPR6
	<b>2525M16</b>	●	○	25	25	150	25	32	25						

Applicable insert Wendschneidplatten

Application Anwendung	Finishing Schlichten	Semi-Finishing Mittlere Bearbeitung	Roughing Schruppen	Heavy Duty Schwerzerspannung	Cast iron machining Grauguss Bearbeit.	PCBN · PCD PCBN · PKD
insert shape Schneidplattenform	<b>DF</b>  A76	<b>PM</b>  A77	<b>DR</b> Double-side  A78	<b>HDR</b>  A80	 A81	 A125
	<b>WG</b> wiper  A76	<b>DM</b>  A77	<b>DR</b> Single-side  A79			
	<b>SF</b>  A76	<b>EM</b>  A78	<b>ER</b> Double-side  A71			
	<b>EF</b>  A76					
Type · Typ	<b>DTGNR/L**H/K/M16</b>	TN**1604**	TN**1604**	TN**1604**	TN**1604**	TN**1604**

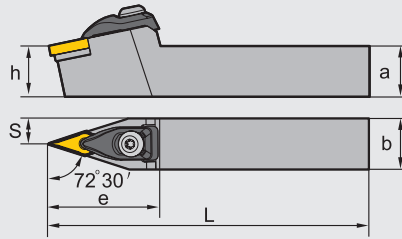
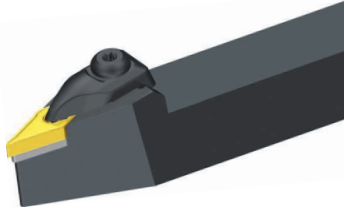
● ex stock · ab Lager ○ on demand · Anfrage

VN\*\* Toolholder · Halter

D-Clamping · D-Halter

### DVVNN

Kr:72°30'



Type · Typ		Stock Lager Lager	Dimension (mm) Abmessung						Screw Schraube	Shim Unterlage	Wrench Schlüssel	Clamp Pratte	Shim pin Rohrstift	Spring Feder
		N	a	b	L	h	s	e						
<b>DVVNN</b>	<b>2020K16</b>	○	20	20	125	20	10	44	CM6×25C	V16AP	WT20P	C4RH	SP4	SPR4
	<b>2525M16</b>	●	25	25	150	25	12.5	44						

Applicable insert Wendschneidplatten		Finishing Schlichten		Semi-Finishing Mittlere Bearbeitung		PCBN · PCD PCBN · PKD				
Application Anwendung	insert shape Schneidplattenform	DF	EF	SF	NF	PM	DM	EM	NM	
		A82	A82	A82	A82	A83	A83	A83	A83	
									A126	
Type · Typ	<b>DVVNN**K/M16</b>	VN**1604**				VN**1604**				VN**1604**

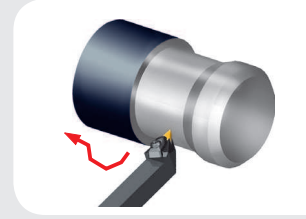
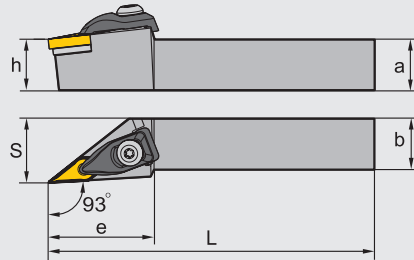
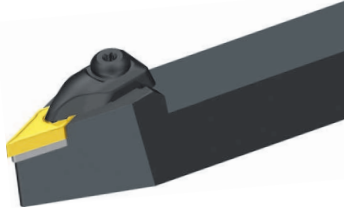
# Turning · Drehen







External turning tools · Drehwerkzeugen zur Außenbearbeitung

VN\*\* Toolholder · Halter










D-Clamping · D-Halter

**DVJNR/L**  
Kr:93°



Type · Typ		Stock Lager Lager		Dimension (mm) Abmessung						Screw Schraube	Shim Unterlage	Wrench Schlüssel	Clamp Pratte	Shim pin Rohrstift	Spring Feder
		R	L	a	b	L	h	s	e						
<b>DVJNR/L</b>	<b>2020K16</b>	●	○	20	20	125	20	25	41	CM6×25C	V16AP	WT20P	C4RH	SP4	SPR4
	<b>2525M16</b>	●	●	25	25	150	25	32	41						

Applicable insert  
Wendeschneidplatten

Application Anwendung	Finishing Schichten	Semi-Finishing Mittlere Bearbeitung	PCBN · PCD PCBN · PKD	
insert shape Schneidplattenform	<b>DF</b>  A82	<b>PM</b>  A83	 A126	
	<b>EF</b>  A82	<b>DM</b>  A83		
	<b>SF</b>  A82	<b>EM</b>  A83		
	<b>NF</b>  A82	<b>NM</b>  A83		
Type · Typ	<b>DVJNR/L**K/M16</b>	VN**1604**	VN**1604**	VN**1604**

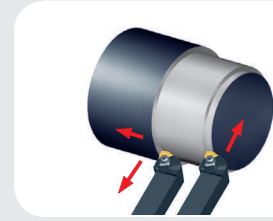
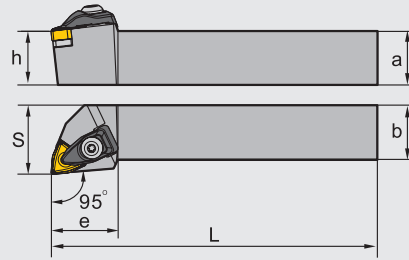
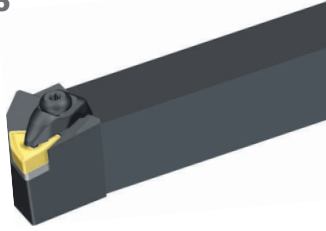
● ex stock · ab Lager ○ on demand · Anfrage







WN\*\* Toolholder · Halter

D-Clamping · D-Halter












### DWLNR/ L

Kr:95°



Type · Typ		Stock Lager Lager		Dimension (mm) Abmessung					Screw Schraube	Shim Unterlage	Wrench Schlüssel	Clamp Pratze	Shim pin Rohrstift	Spring Feder	
		R	L	a	b	L	h	s	e						
<b>DWLNR/L</b>	<b>1616H06</b>	●	○	16	16	100	16	20	24	CM5×22C	W06AP	WT15P	C2RH	SP3	SPR6
	<b>2020K06</b>	●	●	20	20	125	20	25	24						
	<b>2525M06</b>	●	●	25	25	150	25	32	24						
	<b>2020K08</b>	●	●	20	20	125	20	25	31	CM6×25C	W08AP	WT20P	C1RH	SP4	SPR4
	<b>2525M08</b>	●	●	25	25	150	25	32	31						
	<b>3225P08</b>	○	○	32	25	170	32	32	31						

Applicable insert Wendschneidplatten

Application Anwendung	Finishing Schichten	Semi-Finishing Mittlere Bearbeitung	Roughing Schruppen	Cast iron machining Grauguss Bearbeit.	
insert shape Schneidplattenform	<b>DF</b>  A84	<b>PM</b>  A86	<b>DR</b> Double-side  A87	 A87	
	<b>WG</b> wiper  A84	<b>DM</b>  A86			
	<b>SF</b>  A85	<b>EM</b>  A86			
	<b>EF</b>  A85	<b>NM</b>  A87			
	<b>NF</b>  A85				
Type · Typ	DWLNR/L**H/K/M06	WN**0604**	WN**0604**	WN**0604**	WN**0604**
	DWLNR/L**K/M/P08	WN**0804**	WN**0804**	WN**0804**	WN**0804**

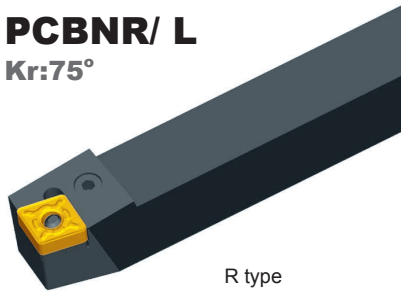
# Turning · Drehen

External turning tools · Drehwerkzeugen zur Außenbearbeitung


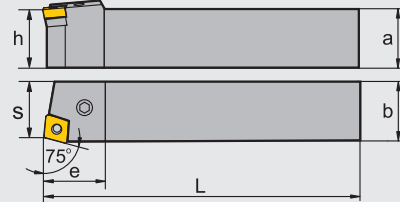
CN\*\* Toolholder · Halter

P-Clamping · P-Halter

**PCBNR/ L**  
Kr:75°



R type  
Rechtsausführung



Type · Typ		Stock Lager Lager		Dimension (mm) Abmessung						Screw Schraube	Shim Unterlage	Wrench Schlüssel	Lever Kniehebel	Shim pin Rohrstift
		R	L	a	b	L	h	s	e					
<b>PCBNR/ L</b>	<b>2020K12</b>	●	●	20	20	125	20	17	27	LEM8×21	C12AP	WH30L	L4	SP4
	<b>2525M12</b>	●	●	25	25	150	25	22	27					
	<b>3232P12</b>	●	●	32	32	170	32	27	27					
	<b>2525M16</b>	●	●	25	25	150	25	22	33	LEM8×25	C16AP	WH30L	L5	SP5
	<b>3232P16</b>	●	●	32	32	170	32	27	33					
	<b>3232P19</b>	●	●	32	32	170	32	27	38	LEM10×27	C19AP	WH40L	L6	SP6
	<b>4040S19</b>	●	●	40	40	250	40	35	38					
	<b>4040S2507</b>	●	●	40	40	250	40	35	50	LEM12×36A	C25AP-07	WH50L	L8	SP8
	<b>4040S2509</b>	●	●	40	40	250	40	35	50		C25AP			

Applicable inserts  
Wendeschneidplatten

Application Anwendung	Finishing Schlichten	Semi-Finishing Mittlere Bearbeitung	Rough machining Schruppen	Heavy Duty Schwerzerspanung	Cast iron Grauguss Bearbeit.
Inserts WSP	<b>DF</b>  A54	<b>PM</b>  A55	<b>DR</b>  A57	<b>HDR</b>  A58	 A58
	<b>SF</b>  A53	<b>DM</b>  A54	<b>DR</b>  A57		
	<b>EF</b>  A54	<b>EM</b>  A56	<b>ER</b>  A58		
	<b>NF</b>  A55	<b>NM</b>  A57	<b>ER</b>  A58		
<b>PCBNR/L**K / M / P12</b>	CN**1204**	CN**1204**	CN**1204**	CN**1204**	CN**1204**
<b>PCBNR/L**M / P16</b>	CN**1606**	CN**1606**	CN**1606**	CN**1606**	CN**1606**
<b>PCBNR/L**P / S19</b>		CN**1906**	CN**1906**	CN**1906**	CN**1906**
<b>PCBNR/L**S2507</b>			CN**2507**		
<b>PCBNR/L**S2509</b>			CN**2509**		

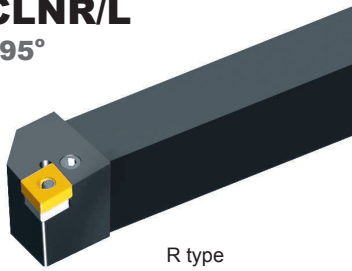
● ex stock · ab Lager ○ on demand · Anfrage



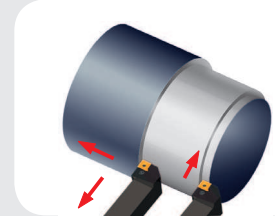
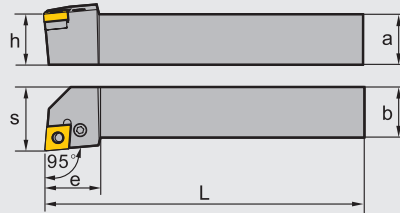
CN\*\* Toolholder · Halter

P-Clamping · P-Halter

### PCLNR/L Kr:95°



R type  
Rechtsausführung



Type · Typ		Stock Lager		Dimension (mm) Abmessung					Screw Schraube	Shim Unterlage	Wrench Schlüssel	Lever Kniehebel	Shim pin Rohrstift	
		R	L	a	b	L	h	s	e					
<b>PCLNR/ L</b>	<b>1616H09</b>	●	●	16	16	100	16	20	20	LEM6×13.4A	C09AP	WH25L	L3	SP10
	<b>2020K09</b>	●	●	20	20	125	20	25	22					
	<b>2525M09</b>	●	●	25	25	150	25	32	22					
	<b>2020K12</b>	●	●	20	20	125	20	25	28	LEM8×21	C12AP	WH30L	L4	SP4
	<b>2525M12</b>	●	●	25	25	150	25	32	28					
	<b>3232P12</b>	●	●	32	32	170	32	40	28	LEM8×25	C16AP	WH30L	L5	SP5
	<b>2525M16</b>	●	●	25	25	150	25	32	33					
	<b>3232P16</b>	●	●	32	32	170	32	40	33					
	<b>3232P19</b>	●	●	32	32	170	32	40	38	LEM10×27	C19AP	WH40L	L6	SP6
	<b>4040S19</b>	●	●	40	40	250	40	50	38					
<b>4040S2507</b>	●	●	40	40	250	40	50	49	LEM12×36A	C25AP-07	WH50L	L8	SP8	
<b>4040S2509</b>	●	●	40	40	250	40	50	49		C25AP				

Applicable insert  
Wendeschneidplatten

Application Anwendung	Finishing Schlichten	Semi-Finishing Mittlere Bearbeitung	Roughing Schruppen	Heavy Duty Schwerzerspannung	Cast iron Grauguss Bearbeit.	PCBN · PCD PCBN · PKD
insert shape Schneidplattenform	<b>DF</b>  A54	<b>PM</b>  A55	<b>DR</b>  A57	<b>HDR</b>  A58	 A58	 A122
	<b>WG</b>  A53	<b>DM</b>  A54	<b>DR</b>  A57			
	<b>SF</b>  A53	<b>EM</b>  A56	<b>ER</b>  A58			
	<b>EF</b>  A54	<b>NM</b>  A57	<b>ER</b>  A58			
	<b>NF</b>  A55					
<b>PCLNR/L**H / K / M09</b>	CN**0903**	CN**0903**				
<b>PCLNR/L**K / M / P12</b>	CN**1204**	CN**1204**	CN**1204**	CN**1204**	CN**1204**	CN**1204**
<b>PCLNR/L**M / P16</b>	CN**1606**	CN**1606**	CN**1606**	CN**1606**	CN**1606**	
<b>PCLNR/L**P / S19</b>		CN**1906**	CN**1906**	CN**1906**	CN**1906**	
<b>PCLNR/L**S2507</b>			CN**2507**			
<b>PCLNR/L**S2509</b>			CN**2509**			

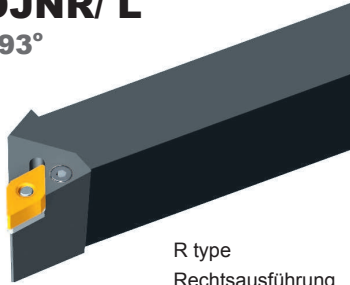
# Turning · Drehen

External turning tools · Drehwerkzeugen zur Außenbearbeitung

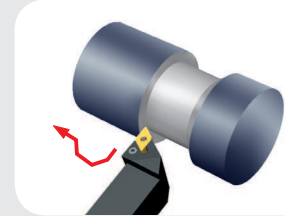
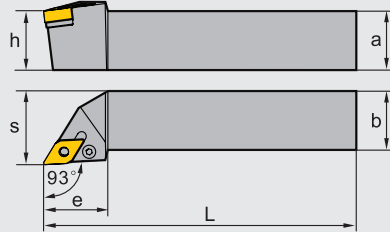
DN\*\* Toolholder · Halter

P-Clamping · P-Halter

## PDJNR/ L Kr:93°



R type  
Rechtsausführung



Type · Typ		Stock Lager		Dimension (mm) Abmessung						Screw Schraube	Shim Unterlage	Wrench Schlüssel	Lever Kniehebel	Shim pin Rohrstift
		R	L	a	b	L	h	s	e					
<b>PDJNR/ L</b>	<b>1616H11</b>	●	●	16	16	100	16	20	25	LEM6×13.4A	D11AP	WH25L	L3	SP3
	<b>2020K11</b>	●	●	20	20	125	20	25	25					
	<b>2525M11</b>	●	●	25	25	150	25	32	30					
	<b>2020K15</b>	●	●	20	20	125	20	25	35	LEM8×21	D15AP	WH30L	L4B	SP4
	<b>2525M15</b>	●	●	25	25	150	25	32	35					
	<b>3232P15</b>	●	●	32	32	170	32	40	35	LEM8×21	D15AP	WH30L	L4	SP4
	<b>2020K15-3</b>	●	●	20	20	125	20	25	35					
	<b>2525M15-3</b>	●	●	25	25	150	25	32	35					
<b>3232P15-3</b>	●	●	32	32	170	32	40	35						

Applicable insert  
Wendeschneidplatten

Application Anwendung	Finishing Schlichten	Semi-Finishing Mittlere Bearbeitung	Roughing Schruppen	Heavy Duty Schwerzerspanung	Cast iron machining Grauguss Bearbeit.	PCBN · PCD PCBN · PKD
insert shape Schneidplattenform	<b>DF</b> A61	<b>PM</b> A62	<b>DR</b> Double-side A56	<b>HDR</b> A66	A65	A123
	<b>WG</b> A61	<b>DM</b> A63	<b>DR</b> Single-side A57			
	<b>SF</b> A61	<b>EM</b> A64	<b>ER</b> Double-side A57			
	<b>EF</b> A62	<b>NM</b> A64	<b>ER</b> Single-side A57			
	<b>NF</b> A62					
Type · Typ	<b>PDJNR/L**H / K / M11</b>	DN**1104**	DN**1104**		DN**1104**	
	<b>PDJNR/L**K / M / P15</b>	DN**1506**	DN**1506**	DN**1506**	DN**1506**	DN**1506**
	<b>PDJNR/L**K / M / P15-3</b>	DN**1504**	DN**1504**		DN**1504**	DN**1504**

● ex stock · ab Lager ○ on demand · Anfrage

# Turning · Drehen

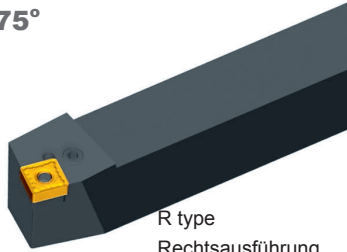
External turning tools · Drehwerkzeugen zur Außenbearbeitung

SN\*\* Toolholder · Halter

P-Clamping · P-Halter

## PSBNR/ L

Kr:75°



R type  
Rechtsausführung



Type · Typ	Stock Lager		Dimension (mm) Abmessung						Screw Schraube	Shim Unterlage	Wrench Schlüssel	Lever Kniehebel	Shim pin Rohrstift	
	R	L	a	b	L	h	s	e						
<b>PSBNR/ L</b>	1616H09	●	●	16	16	100	16	13	21	LEM6×13.4A	S09AP	WH25L	L3	SP10
	2020K09	●	●	20	20	125	20	17	23					
	2020K12	●	●	20	20	125	20	17	28					
	2525M12	●	●	25	25	125	25	22	28	LEM8×21	S12AP	WH30L	L4	SP4
	3225P12	●	●	32	25	170	32	22	28					
	3232P12	●	●	32	32	170	32	27	28					
	2525M15	●	●	25	25	150	25	22	35	LEM8×25	S15AP	WH30L	L5	SP5
	3232P15	●	●	32	32	170	32	27	35					
	3232P19	●	●	32	32	170	32	27	40	LEM10×27	S19AP	WH40L	L6	SP6
	4040S19	●	●	40	40	250	40	35	40					
4040S2507	●	●	40	40	250	40	35	48	LEM12×36A	S25AP	WH50L	L8	SP8	
4040S2509	●	●	40	40	250	40	35	48		S25AP-09				

Applicable insert  
Wendeschneidplatten

Application Anwendung	Finishing Schlichten	Semi-Finishing Mittlere Bearbeitung	Roughing Schruppen	Heavy Duty Schwerzerspannung	Cast iron machining Grauguss Bearbeit.	PCBN · PCD PCBN · PKD
insert shape Schneidplattenform	DF  A67	PM  A68	DR Double-side  A70	HDR  A72	A74	A124
	EF  A67	DM  A69	DR Single-side  A70			
	SF  A68	EM  A69	ER Double-side  A71			
		NM  A70	ER Single-side  A71			
Type · Typ	PSBNR/L**H / K09	SN**0903**	SN**0903**		SN**0903**	
	PSBNR/L**K / M / P12	SN**1204**	SN**1204**	SN**1204**	SN**1204**	SN**1204**
	PSBNR/L**M / P15	SN**1506**	SN**1506**	SN**1506**	SN**1506**	
	PSBNR/L**P / S19		SN**1906**	SN**1906**	SN**1906**	
	PSBNR/L**S2507		SN**2507**	SN**2507**		
	PSBNR/L**S2509		SN**2509**	SN**2509**		

● ex stock · ab Lager ○ on demand · Anfrage

# Turning · Drehen

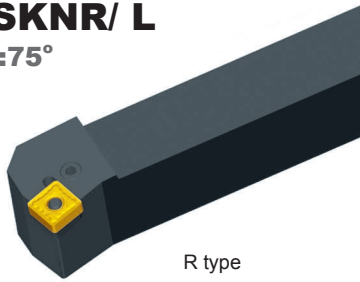
External turning tools · Drehwerkzeugen zur Außenbearbeitung

SN\*\* Toolholder · Halter

P-Clamping · P-Halter






## PSKNR/ L

Kr:75°

















R type  
Rechtsausführung



Type · Typ	Stock Lager		Dimension (mm) Abmessung						Screw Schraube	Shim Unterlage	Wrench Schlüssel	Lever Kniehebel	Shim pin Rohrstift	
	R	L	a	b	L	h	s	e						
<b>PSKNR/ L</b>	<b>1616H09</b>	●	●	16	16	100	16	20	17	LEM6×13.4A	S09AP	WH25L	L3	SP10
	<b>2020K09</b>	●	●	20	20	125	20	25	20					
	<b>2020K12</b>	●	●	20	20	125	20	25	26					
	<b>2525M12</b>	●	●	25	25	150	25	32	26	LEM8×21	S12AP	WH30L	L4	SP4
	<b>3232P12</b>	●	●	32	32	170	32	40	26					
	<b>2525M15</b>	●	●	25	25	150	25	32	32	LEM8×25	S15AP	WH30L	L5	SP5
	<b>3232P15</b>	●	●	32	32	170	32	40	32					
	<b>3232P19</b>	●	●	32	32	170	32	40	36	LEM10×27	S19AP	WH40L	L6	SP6
<b>4040S19</b>	●	●	40	40	250	40	50	40						

Applicable insert  
Wendeschneidplatten

Application Anwendung	Finishing Schlichten	Semi-Finishing Mittlere Bearbeitung	Roughing Schruppen	Heavy Duty Schwerzerspanung	Cast iron machining Grauguss Bearbeitung	PCBN · PCD PCBN · PKD
insert shape Schneidplattenform	<b>DF</b>  A67	<b>PM</b>  A68	<b>DR</b>  A70	<b>HDF</b>  A72	 A74	 A124
	<b>EF</b>  A67	<b>DM</b>  A69	<b>DR</b>  A70			
	<b>SF</b>  A68	<b>EM</b>  A69	<b>ER</b>  A71			
		<b>NM</b>  A70	<b>ER</b>  A71			
Type · Typ	<b>PSKNR/ L**H / K09</b>	SN**0903**	SN**0903**		SN**0903**	
	<b>PSKNR/ L**K / M / P12</b>	SN**1204**	SN**1204**	SN**1204**	SN**1204**	SN**1204**
	<b>PSKNR/ L**M / P15</b>	SN**1506**	SN**1506**	SN**1506**	SN**1506**	
	<b>PSKNR/ L**P / S19</b>		SN**1906**	SN**1906**	SN**1906**	

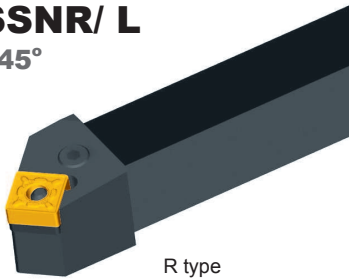
● ex stock · ab Lager ○ on demand · Anfrage

SN\*\* Toolholder · Halter


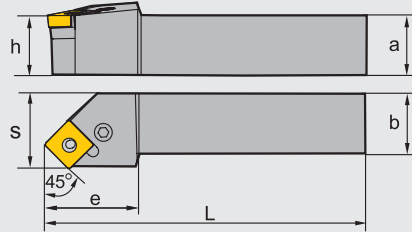
P-Clamping · P-Halter

### PSSNR/ L

Kr:45°

















R type  
Rechtsausführung



Type · Typ		Stock Lager		Dimension (mm) Abmessung						Screw Schraube	Shim Unterlage	Wrench Schlüssel	Lever Kniehebel	Shim pin Rohrstift
		R	L	a	b	L	h	s	e					
<b>PSSNR/ L</b>	<b>1616H09</b>	●	●	16	16	100	16	20	25	LEM6×13.4A	S09AP	WH25L	L3	SP10
	<b>2020K12</b>	●	●	20	20	125	20	25	30	LEM8×21	S12AP	WH30L	L4	SP4
	<b>2525M12</b>	●	●	25	25	150	25	32	30					
	<b>3232P12</b>	●	●	32	32	170	32	40	40	LEM8×25	S15AP	WH30L	L5	SP5
	<b>2525M15</b>	●	●	25	25	150	25	32	30					
	<b>3232P15</b>	●	●	32	32	170	32	40	40	LEM10×27	S19AP	WH40L	L6	SP6
	<b>3232P19</b>	●	●	32	32	170	32	40	40					
	<b>4040S19</b>	●	●	40	40	250	40	50	50	LEM12×36A	S25AP S25AP-09	WH50L	L8	SP8
	<b>4040S2507</b>	●	●	40	40	250	40	50	50					
	<b>4040S2509</b>	●	●	40	40	250	40	50	50					

Applicable insert  
Wendeschneidplatten

Application Anwendung	Finishing Schlichten	Semi-Finishing Mittlere Bearbeitung	Roughing Schruppen	Heavy Duty Schwerzerspanung	Cast iron machining Grauguss Bearbeit.	PCBN · PCD PCBN · PKD
insert shape Schneidplattenform	<b>DF</b>  A67	<b>PM</b>  A68	<b>DR</b> Double-side  A70	<b>HDR</b>  A72	 A74	 A124
	<b>EF</b>  A67	<b>DM</b>  A69	<b>DR</b> Single-side  A70			
	<b>SF</b>  A68	<b>EM</b>  A69	<b>ER</b> Double-side  A71			
		<b>NM</b>  A70	<b>ER</b> Single-side  A71			
<b>PSSNR/ L**H09</b>	SN**0903**	SN**0903**	SN**0903**		SN**0903**	
<b>PSSNR/ L**K / M / P12</b>	SN**1204**	SN**1204**	SN**1204**	SN**1204**	SN**1204**	SN**1204**
<b>PSSNR/ L**M / P15</b>	SN**1506**	SN**1506**	SN**1506**	SN**1506**	SN**1506**	
<b>PSSNR/ L**P / S19</b>		SN**1906**	SN**1906**	SN**1906**	SN**1906**	
<b>PSSNR/ L**S2507</b>			SN**2507**	SN**2507**		
<b>PSSNR/ L**S2509</b>			SN**2509**	SN**2509**		

# Turning · Drehen

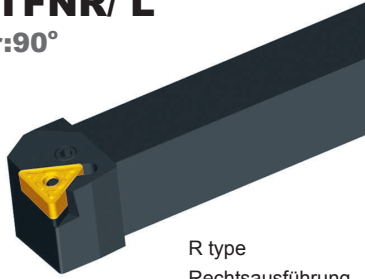
External turning tools · Drehwerkzeugen zur Außenbearbeitung

TN\*\* Toolholder · Halter


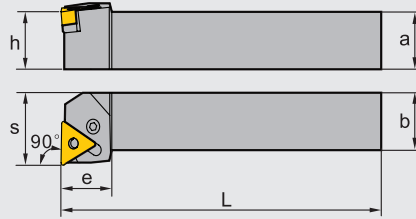
P-Clamping · P-Halter

## PTFNR/ L

Kr:90°
















R type  
Rechtsausführung



Type · Typ		Stock Lager		Dimension (mm) Abmessung						Screw Schraube	Shim Unterlage	Wrench Schlüssel	Lever Kniehebel	Shim pin Rohrstift
		R	L	a	b	L	h	s	e					
<b>PTFNR/ L</b>	<b>1616H16</b>	●	●	16	16	100	16	20	20	LEM6×13.4A	T16AP	WH25L	L3	SP3
	<b>2020K16</b>	●	●	20	20	125	20	25	20					
	<b>2525M16</b>	●	●	25	25	150	25	32	20					
	<b>2525M22</b>	●	●	25	25	150	25	32	25	LEM8×21	T22AP	WH30L	L4	SP4
	<b>3232P22</b>	●	●	32	32	170	32	40	25					
	<b>3232P27</b>	●	●	32	32	170	32	40	34	LEM8×25	T27AP	WH30L	L5	SP5
<b>4040S27</b>	●	●	40	40	250	40	50	34						

Applicable insert  
Wendeschneidplatten

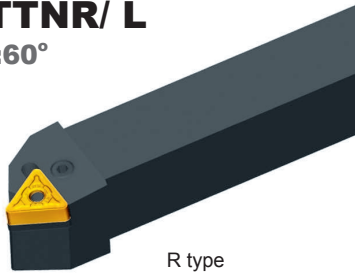
Application Anwendung	Finishing Schlichten	Semi-Finishing Mittlere Bearbeitung	Roughing Schruppen	Heavy Duty Schwerzerspannung	Cast iron machining Grauguss Bearbeit.	PCBN · PCD PCBN · PKD
insert shape Schneidplattenform	<b>DF</b>  A76	<b>PM</b>  A77	<b>DR</b>  A78	<b>HDR</b>  A80	 A81	 A125
	<b>WG</b> Wiper inserts  A76	<b>DM</b>  A77	<b>DR</b>  A79			
	<b>SF</b>  A76	<b>EM</b>  A78	<b>ER</b>  A71			
	<b>EF</b>  A76					
Typ	<b>PTFNR/ L**H / K / M16</b>	TN**1604**	TN**1604**	TN**1604**	TN**1604**	TN**1604**
Typ	<b>PTFNR/ L**M / P22</b>	TN**2204**	TN**2204**	TN**2204**	TN**2204**	TN**2204**
Typ	<b>PTFNR/ L**P / S27</b>			TN**2706**	TN**2706**	TN**2706**

● ex stock · ab Lager ○ on demand · Anfrage


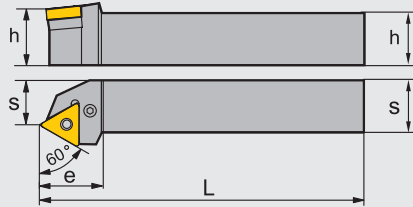
TN\*\* Toolholder · Halter

P-Clamping · P-Halter

### PTTNR/ L Kr:60°















R type  
Rechtsausführung



Type · Typ		Stock Lager		Dimension (mm) Abmessung						Screw Schraube	Shim Unterlage	Wrench Schlüssel	Lever Kniehebel	Shim pin Rohrstift
		R	L	a	b	L	h	s	e					
PTTNR/ L	1616H16	●	●	16	16	100	16	13	25	LEM6×13.4A	T16AP	WH25L	L3	SP3
	2020K16	●	●	20	20	125	20	17	25					
	2525M22	●	●	25	25	150	20	22	32					

Applicable insert  
Wendeschneidplatten

Application Anwendung	Finishing Schlichten	Semi-Finishing Mittlere Bearbeitung	Roughing Schruppen	Heavy Duty Schwerzerspannung	Cast iron machining Grauguss Bearbeit.	PCBN · PCD PCBN · PKD
insert shape Schneidplattenform	<b>DF</b>  A76	<b>PM</b>  A77	<b>DR</b>  A78	<b>HDR</b>  A80	 A81	 A125
	<b>SF</b>  A76	<b>DM</b>  A77	<b>DR</b>  A79			
	<b>EF</b>  A76	<b>EM</b>  A78	<b>ER</b>  A71			
Type	PTTNR / L**H / K16	TN**1604**	TN**1604**	TN**1604**	TN**1604**	TN**1604**
Type	PTTNR / L**M22	TN**2204**	TN**2204**	TN**2204**	TN**2204**	TN**2204**

# Turning · Drehen

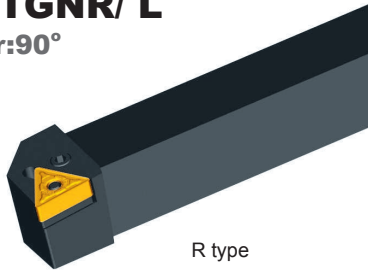
External turning tools · Drehwerkzeugen zur Außenbearbeitung

TN\*\* Toolholder · Halter


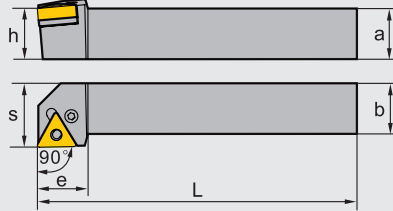
P-Clamping · P-Halter

## PTGNR/ L

Kr:90°
















R type  
Rechtsausführung



Type · Typ		Stock Lager		Dimension (mm) Abmessung					Screw Schraube	Shim Unterlage	Wrench Schlüssel	Lever Kniehebel	Shim pin Rohrstift	
		R	L	a	b	L	h	s						e
PTGNR/ L	1010E11	○	○	10	10	70	10	14	16	LEM5×9B	—	WH20L	L2	—
	1212F11	○	○	12	12	80	12	16	14					
	1616H11	●	●	16	16	100	16	20	18					
	2020K11	●	●	20	20	125	20	25	19					
	2525M11	●	●	25	25	150	25	32	20					
	1616H16	●	●	16	16	100	16	20	20					
	2020K16	●	●	20	20	125	20	25	20	LEM6×13.4A	T16AP	WH25L	L3	SP3
	2525M16	●	●	25	25	150	25	32	20					
	3232P16	●	●	32	32	170	32	40	20					
	2525M22	●	●	25	25	150	25	32	28					
	3232P22	●	●	32	32	170	32	40	28	LEM8×21	T22AP	WH30L	L4	SP4
	3232P27	●	●	32	32	170	32	40	33					
4040S27	●	●	40	40	250	40	50	33	LEM8×25	T27AP	WH30L	L5	SP5	

Applicable insert  
Wendeschneidplatten

Application Anwendung	Finishing Schlichten	Semi-Finishing Mittlere Bearbeitung	Roughing Schruppen	Heavy Duty Schwerzerspanung	Cast iron machining Grauguss Bearbeit.	PCBN · PCD PCBN · PKD
insert shape Schneidplattenform	DF  A76	PM  A77	DR  Double-side A78	HDR  A80	Flat  A81	Flat  A125
	WG  Wiper inserts A76	DM  A77	DR  A79			
	SF  A76	EM  A78	ER  A71			
	EF  A76					
Type · Typ	PTGNR/L**E / F / H / K / M11	TN**1103**	TN**1103**		TN**1103**	
	PTGNR/L**H / K / M16	TN**1604**	TN**1604**	TN**1604**	TN**1604**	TN**1604**
	PTGNR / L**M / P22	TN**2204**	TN**2204**	TN**2204**	TN**2204**	TN**2204**
	PTGNR/L**P / S27		TN**2706**	TN**2706**	TN**2706**	TN**2706**

● ex stock · ab Lager ○ on demand · Anfrage

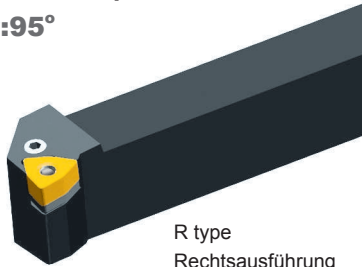


WN\*\* Toolholder · Halter

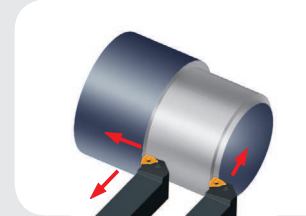
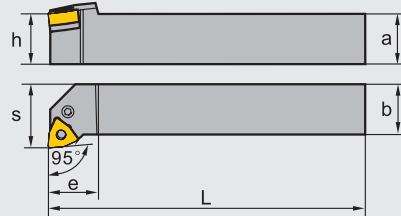
P-Clamping · P-Halter

### PWLNLR/ L

Kr:95°














R type  
Rechtsausführung



Type · Typ		Stock Lager		Dimension (mm) Abmessung					Screw Schraube	Shim Unterlage	Wrench Schlüssel	Lever Kniehebel	Shim pin Rohrstift	
		R	L	a	b	L	h	s	e					
<b>PWLNLR/ L</b>	<b>1616H06</b>	●	●	16	16	100	16	20	20	LEM6×13.4A	W06AP	WH25L	L3	SP3
	<b>2020K06</b>	●	●	20	20	125	20	25	20					
	<b>2525M06</b>	●	●	25	25	150	25	32	20					
	<b>2020K08</b>	●	●	20	20	125	20	25	26	LEM8×21	W08AP	WH30L	L4	SP4
	<b>2525M08</b>	●	●	25	25	150	25	32	26					

Applicable insert  
Wendeschneidplatten

Application Anwendung	Finishing Schichten	Semi-Finishing Mittlere Bearbeitung	Roughing Schruppen	Cast iron machining Grauguss Bearbeit.	
insert shape Schneidplattenform	<b>DF</b>  A84	<b>PM</b>  A86	<b>DR</b> Double-side  A87	Flat  A87	
	<b>WG</b> Wiper inserts  A84	<b>DM</b>  A86			
	<b>SF</b>  A85	<b>EM</b>  A86			
	<b>EF</b>  A85	<b>NM</b>  A87			
	<b>NF</b>  A85				
Type · Typ	<b>PWLNLR/ L**H / K / M06</b>	WN**0604**	WN**0604**	WN**0604**	WN**0604**
	<b>PWLNLR/ L**K / M08</b>	WN**0804**	WN**0804**	WN**0804**	WN**0804**

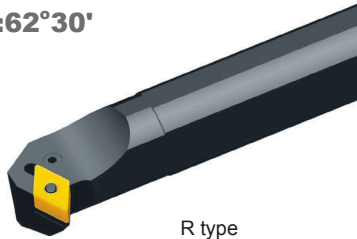
# Turning · Drehen

Internal turning tools · Drehwerkzeuge zur Innenbearbeitung

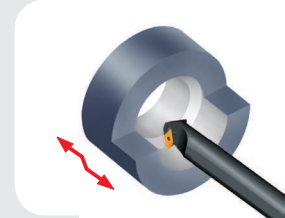
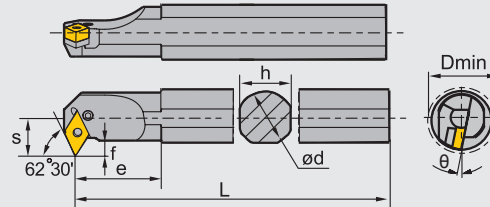
CN\*\* Toolholder · Halter

P-Clamping / P-Halter

## PDSNR/L Kr:62°30'
















R type  
Rechtsausführung



Type · Typ	Stock Lager		Dimension (mm) Abmessung								Screw Schraube	Wrench Schlüssel	Lever Kniehebel	Shim Unterlage	Shim pin Rohrstift
	R	L	Dmin	ød	h	L	S	θ	e	f					
S32R-PDSNR/L15	●	●	40	32	30	200	22	-11°	45	8,5	LEM8×21	WH30L	L4B	D15AP	SP4
S32U-PDSNR/L15	●	●	40	32	30	350	22	-11°	45	8,5					
S32R-PDSNR/L15-3	●	●	40	32	30	200	22	-11°	45	8,5	LEM8×21	WH30L	L4	D15AP	SP4
S32U-PDSNR/L15-3	●	●	40	32	30	350	22	-11°	45	8,5					
S40S-PDSNR/L15	●	●	50	40	37	250	27	-11°	43	9,4	LEM8×21	WH30L	L4B	D15AP	SP4
S40V-PDSNR/L15	●	●	50	40	37	400	27	-11°	43	9,4					
S40S-PDSNR/L15-3	●	●	50	40	37	250	27	-11°	43	9,4	LEM8×21	WH30L	L4	D15AP	SP4
S40V-PDSNR/L15-3	●	●	50	40	37	400	27	-11°	43	9,4					
◆ A32S-PDSNR/L15	●	●	40	32	31	250	22	-11°	45	8,5	LEM8×21	WH30L	L4B	D15AP	SP4
◆ A32S-PDSNR/L15-3	●	●	40	32	31	250	22	-11°	45	8,5	LEM8×21	WH30L	L4	D15AP	SP4

Applicable insert  
Wendeschneidplatten

Application Anwendung	Finishing Schlichten	Semi-Finishing Mittlere Bearbeitung	Roughing Schruppen	Cast iron machining Grauguss Bearbeitung
insert shape Schneidplattenform	DF  A61	PM  A62	DR Double-side  A56	Flat  A65
	SF  A61	DM  A63	DR Single-side  A57	
	EF  A62	EM  A64	ER Double-side  A57	
	NF  A62	NM  A64	ER Single-side  A57	
Type · Typ	**PDSNR/L-15-3	DN**1504**	DN**1504**	DN**1504**
	**PDSNR/L-15	DN**1506**	DN**1506**	DN**1506**

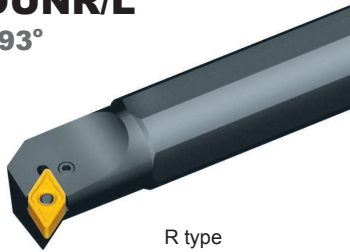
● ex stock · ab Lager ○ on demand · auf Anfrage ◆ Toolholder with holes for coolant · Klemhalter mit Kühlmittelbohrung

DN\*\* Toolholder · Halter

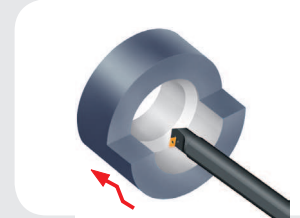
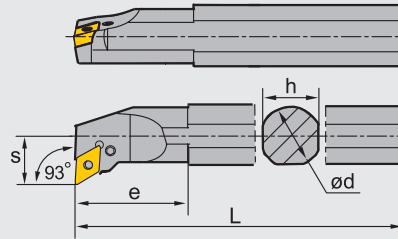
P-Clamping / P-Halter

### PDUNR/L

Kr:93°



R type  
Rechtsausführung



Type · Typ	Stock Lager		Dimension (mm) Abmessung							Screw Schraube	Wrench Schlüssel	Lever Kniehebel	Shim Unterlage	Shim pin Rohrstift
	R	L	Dmin	ød	h	L	S	θ	e					
S20Q-PDUNR/L11	●	●	25	20	18	180	13	-16°	30	LEM5×12B	WH20L	L3D	—	—
S20S-PDUNR/L11	●	●	25	20	18	250	13	-16°	30					
S25Q-PDUNR/L11	○	○	32	25	23	180	17	-13°	35					
S25T-PDUNR/L11	●	●	32	25	23	300	17	-13°	35	LEM6×17	WH25L	L3	D11AP	SP3
S32R-PDUNR/L11	●	●	40	32	30	200	22	-16°	40					
S32U-PDUNR/L11	●	●	40	32	30	350	22	-16°	40					
S32R-PDUNR/L15	●	●	40	32	30	200	22	-16°	50	LEM8×21	WH30L	L4B	D15AP	SP4
S32U-PDUNR/L15	●	●	40	32	30	350	22	-16°	50					
S32R-PDUNR/L15-3	●	●	40	32	30	200	22	-16°	50					
S32U-PDUNR/L15-3	●	●	40	32	30	350	22	-16°	50	LEM8×21	WH30L	L4	D15AP	SP4
S40S-PDUNR/L15	●	●	50	40	37	250	27	-11°	50					
S40V-PDUNR/L15	●	●	50	40	37	400	27	-11°	50					
S40S-PDUNR/L15-3	●	●	50	40	37	250	27	-11°	50	LEM8×21	WH30L	L4	D15AP	SP4
S40V-PDUNR/L15-3	●	●	50	40	37	400	27	-11°	50					
◆ A32S- PDUNR/L15	●	●	40	32	31	250	22	-16°	50					
◆ A32S- PDUNR/L15-3	●	●	40	32	31	250	22	-16°	50	LEM8×21	WH30L	L4	D15AP	SP4

◆ Toolholder with holes for Coolant · Klemmhalter mit Kühlmittelbohrung

● ex stock · ab Lager ○ on demand · auf Anfrage