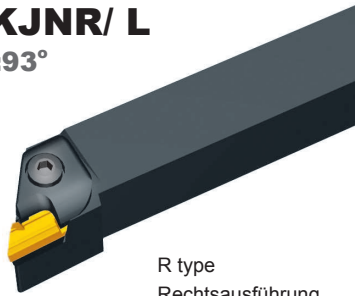


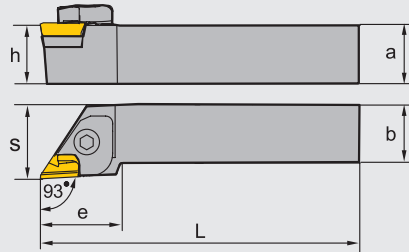
KNUX** Toolholder · Halter

C-Clamping · C-Halter

CKJNR/ L Kr:93°



R type
Rechtsausführung

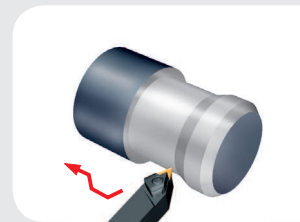
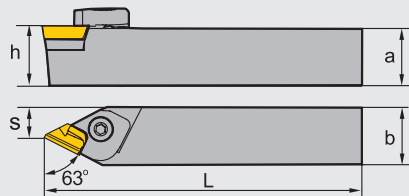


Type · Typ		Stock Lager	Dimension (mm) Abmessung						Application inserts Wendeschneid- platten	Clamp Pratze	Clamp PratzeScrew Schraube	Spring Feder	Clamping stud Passstift	Shim Unterlage	Shim Screw, Unterlage Schraube	Wrench Schlüssel
			a	b	L	h	s	e								
CKJNR	2525M16	●	25	25	150	25	32	32	KNUX1604**R A89	C6R1T	CM6×25A	SPR1 SPR2	P0515	K16CC	SM3×10B	WH20L WH40L
	3232P16	●	32	32	170	32	40	30								
	4040R16	●	40	40	200	40	50	32								
CKJNL	2525M16	●	25	25	150	25	32	32	KNUX1604**L A89	C6L1T	CM6×25A	SPR1 SPR2	K16CCL	SM3×10B	WH20L WH40L	
	3232P16	●	32	32	170	32	40	32								
	4040R16	●	40	40	200	40	50	32								

CKNNR/ L Kr:63°



R type
Rechtsausführung



Type · Typ		Stock Lager	Dimension (mm) Abmessung					Application inserts Wendeschneid- platten	Clamp Pratze	Clamp PratzeScrew Schraube	Spring Feder	Clamping stud Passstift	Shim Unterlage	Shim Screw, Unterlage Schraube	Wrench Schlüssel
			a	b	L	h	s								
CKNNR	2525M16	○	25	25	150	25	14.3	KNUX1604**R A89	C6R1T	CM6×25A	SPR1 SPR2	P0515	K16CC	SM3×10B	WH20L WH40L
	3232P16	○	32	32	170	32	16.8								
CKNNL	2525M16	○	25	25	150	25	14.3	KNUX1604**L A89	C6L1T	CM6×25A	SPR1 SPR2	P0515	K16CCL	SM3×10B	WH20L WH40L
	3232P16	○	32	32	170	32	16.8								

Turning · Drehen

External turning tools · Drehwerkzeugen zur Außenbearbeitung

A

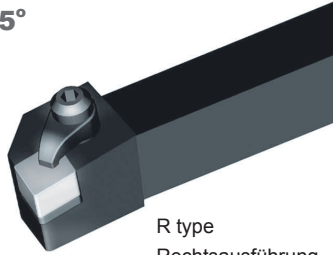
General Turning · Allgemeine Drehbearbeitung

CN** Toolholder · Halter


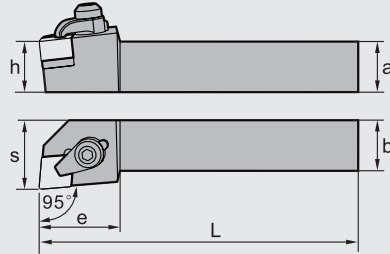
C-Clamping · C-Halter

CCLNR/ L

Kr:95°



R type
Rechtsausführung



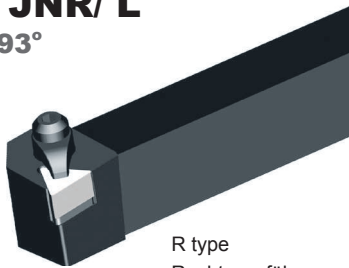
Type · Typ		Stock Lager		Dimension (mm) Abmessung					Application inserts Wendschneidplatten	Clamp Pratze	Clamp screw Schraube	Wrench Schlüssel	Shim Unterlage	Shim screw Schraube	Spring Feder	
		R	L	a	b	L	h	s								e
CCLNR/ L	2020K12	●	○	20	20	125	20	27	32	CNGN1207** (1204**) A143	C1RC	CM6×30B	WH20L WH40L	C12CC-07 (C12CC-04)	SM3×10B	SPR1
	2525M12	●	●	25	20	100	25	27	36							
	2525M16	○	○	25	25	150	25	32	36	CNGN1606** (1604**) A143	C2RC	CM8×30B	WH30L WH50L	C16CC-06 (16CC-04)	SM4×12B	SPR3
	3225P16	○	○	32	25	170	32	32	36							

TN** Toolholder · Halter

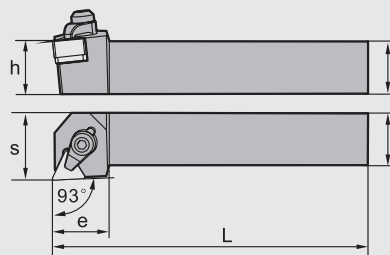
C-Clamping · C-Halter

CTJNR/ L

Kr:93°



R type
Rechtsausführung



Type · Typ		Stock Lager		Dimension (mm) Abmessung					Application inserts Wendschneidplatten	Clamp Pratze	Clamp screw Schraube	Wrench Schlüssel	Shim Unterlage	Shim screw Schraube	Spring Feder	
		R	L	a	b	L	h	s								e
CTJNR/ L	2020K16	○	○	20	20	125	20	25	30	TNGN1607** (1604**) A149	C1RC	CM6×30B	WH20L WH40L	T16CC-07 (T16CC-04)	SM3×10B	SPR1
	2525M16	○	○	25	25	150	25	32	30							

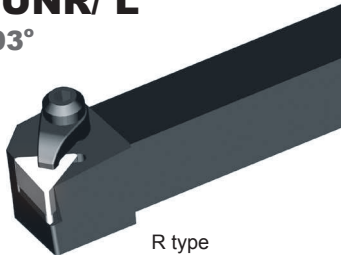
● ex stock · ab Lager ○ on demand · Anfrage

TN** Toolholder · Halter

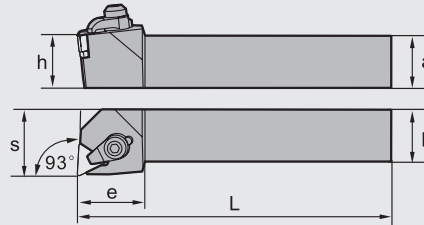
C-Clamping · C-Halter








CTUNR/ L

Kr:93°



R type
Rechtsausführung



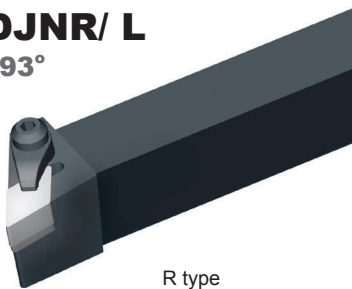
Type · Typ		Stock Lager		Dimension (mm) Abmessung					Application inserts Wendschneidplatten	Clamp Prätze	Clamp screw Schraube	Wrench Schlüssel	Shim Unterlage	Shim screw Schraube	Spring Feder	
		R	L	a	b	L	h	s								e
CTUNR/ L	2020K12			20	20	125	20	25	27	 TNGN1607** (1604**) A149	 C1RC	 CM6x30B	 WH20L WH40L	 T16CC-07 (T16CC-04)	 SM3x10B	 SPR1
	2525M16	○	○	25	25	150	25	32	27							

DN** Toolholder · Halter


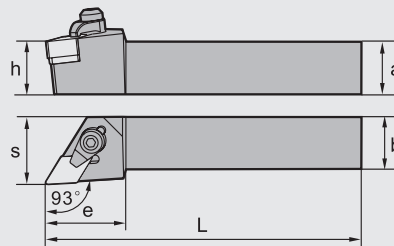
C-Clamping · C-Halter








CDJNR/ L

Kr:93°



R type
Rechtsausführung



Type · Typ		Stock Lager		Dimension (mm) Abmessung					Application inserts Wendschneidplatten	Clamp Prätze	Clamp screw Schraube	Wrench Schlüssel	Shim Unterlage	Shim screw Schraube	Spring Feder	
		R	L	a	b	L	h	s								e
CDJNR/ L	2525M15	●	●	25	25	150	25	32	32	 DNGN1507** (1504**) A145	 C1RC	 CM6x30B	 WH20L WH40L	 D15CC-07 (D15CC-04)	 SM3x10B	 SPR1
	3225P15	○	○	32	25	170	32	32	32							

Turning · Drehen

External turning tools · Drehwerkzeugen zur Außenbearbeitung

A

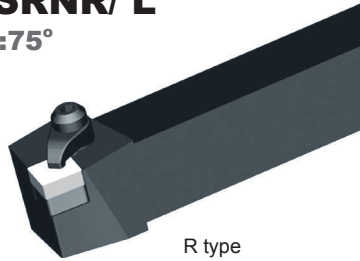
General Turning · Allgemeine Drehbearbeitung

SN** Toolholder · Halter

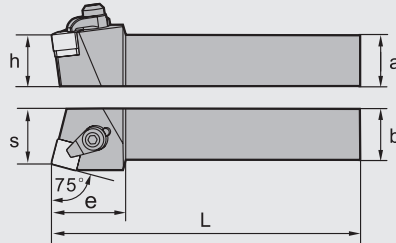
C-Clamping · C-Halter

CSRNR/ L

Kr:75°



R type
Rechtsausführung



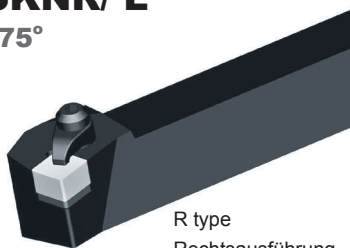
Type · Typ		Stock Lager		Dimension (mm) Abmessung						Application inserts Wendeschneidplatten	Clamp Prätze	Clamp screw Schraube	Wrench Schlüssel	Shim Unterlage	Shim screw Schraube	Spring Feder
		R	L	a	b	L	h	s	e							
CSRNR/ L	2020K12	○	○	20	20	125	20	22	32	SNGN1207** (1204**) A147	C1RC	CM6×30B	WH20L WH40L	S12CC-07 (S12CC-04)	SM3×10B	SPR1
	2525M12	○	○	25	20	100	25	27	32							
	3225P12	○	○	32	25	170	32	27	32	SNGN1507** A147	C2RC	CM8×30B	W○30L WH50L	S15CC-07	SM4×12B	SPR3
	3225P15	○	○	32	25	170	32	32	40							
	4040R15	○	○	40	40	200	40	43	40							

SN** Toolholder · Halter

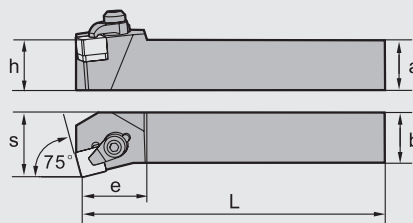
C-Clamping · C-Halter

CSKNR/ L

Kr:75°



R type
Rechtsausführung



Type · Typ		Stock Lager		Dimension (mm) Abmessung						Application inserts Wendeschneidplatten	Clamp Prätze	Clamp screw Schraube	Wrench Schlüssel	Shim Unterlage	Shim screw Schraube	Spring Feder
		R	L	a	b	L	h	s	e							
CSKNR/ L	2020K12	○	○	20	20	125	20	25	25	SNGN1207** (1204**) A147	C1RC	CM6×30B	WH20L WH40L	S12CC-07 (S12CC-04)	SM3×10B	SPR1
	2525M12	○	○	25	25	170	25	32	25							
	3225P12	○	○	32	25	170	32	32	25	SNGN1507** A147	C2RC	CM8×30B	WH30L WH50L	S15CC-07	SM4×12B	SPR3
	3225P15	○	○	32	25	170	32	32	30							

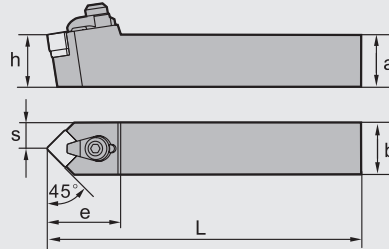
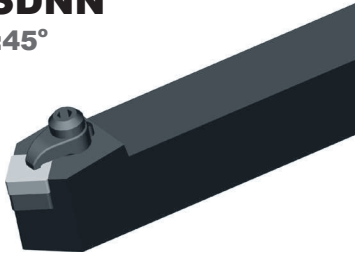
● ex stock · ab Lager ○ on demand · Anfrage

SN** Toolholder · Halter

C-Clamping · C-Halter

CSDNN

Kr:45°

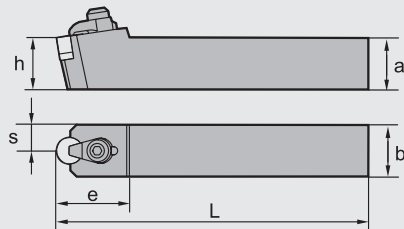



Type · Typ		Stock Lager	Dimension (mm) Abmessung						Application inserts Wendschneidplatten	Clamp Prätze	Clamp screw Schraube	Wrench Schlüssel	Shim Unterlage	Shim screw Schraube	Spring Feder
			a	b	L	h	s	e							
CSDNN	2020K12	○	20	20	125	20	10	35	SNGN1207** (1204**) A147	C1RC	CM6×30B	WH20L WH40L	S12CC-07 (S12CC-04)	SM3×10B	SPR1
	2525M12	○	25	25	150	25	12.5	30							
	3225P12	○	32	25	170	32	12.5	35							

RN** Toolholder · Halter

C-Clamping · C-Halter

CRDNN



Type · Typ		Stock Lager	Dimension (mm) Abmessung						Application inserts Wendschneidplatten	Clamp Prätze	Clamp screw Schraube	Wrench Schlüssel	Shim Unterlage	Shim screw Schraube	Spring Feder
			a	b	L	h	s	e							
CRDNN	2020K12	○	20	20	125	20	10	32	RNGN1207** (1204**) A150	C1RC	CM6×30B	WH20L WH40L	R12CC-07 (R12CC-04)	SM3×10B	SPR1
	2525M12	○	25	25	150	25	12.5	32							
	3225P12	○	32	25	170	32	12.5	32							
	3232P15	○	32	32	170	32	17.5	40	RNGN1507** A150	C2RC	CM8×30B	WH20L WH50L	R15CC-07	SM3×10B	SPR3
	4040R15	○	40	40	200	40	20	40							

Turning · Drehen

External turning tools · Drehwerkzeugen zur Außenbearbeitung

A

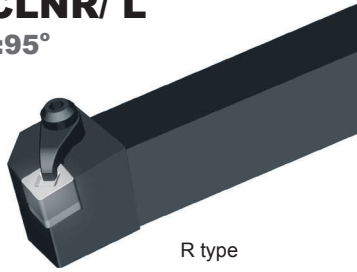
General Turning · Allgemeine Drehbearbeitung

CN** Toolholder · Halter


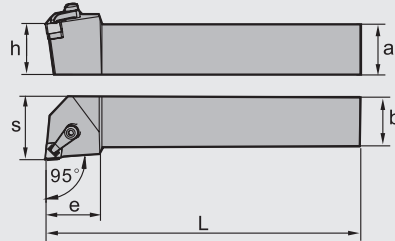
J-Clamping · J-Halter

JCLNR/ L

Kr:95°



R type
Rechtsausführung



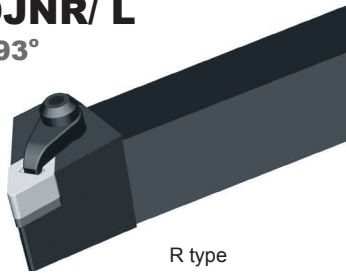
Type · Typ		Stock Lager		Dimension (mm) Abmessung						Application inserts Wendschneidplatten	Clamp Pratze	Clamp screw Schraube	Wrench Schlüssel	Shim Unterlage	Shim screw Schraube	Spring Feder
		R	L	a	b	L	h	s	e							
JCLNR/ L	2020K12	○	○	20	20	125	20	29	32	CNGX1207** A144	C1RJ	CM6×30B	WH20L WH40L	C12CC-07	SM3×10B	SPR1
	2525M12	○	○	25	25	150	25	32	32							

DN** Toolholder · Halter

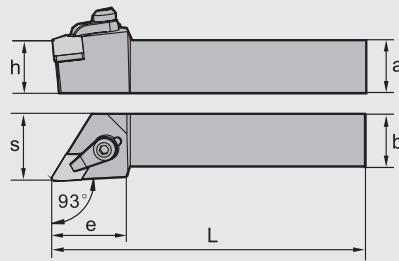
J-Clamping · J-Halter

JDJNR/ L

Kr:93°



R type
Rechtsausführung



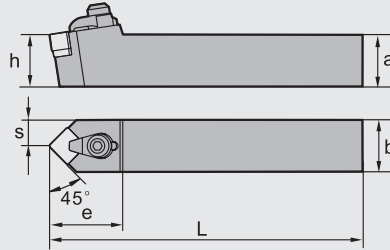
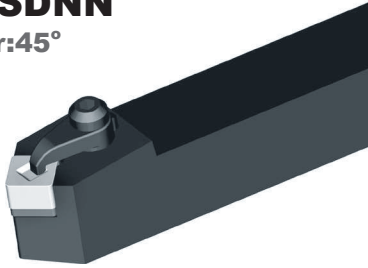
Type · Typ		Stock Lager		Dimension (mm) Abmessung						Application inserts Wendschneidplatten	Clamp Pratze	Clamp screw Schraube	Wrench Schlüssel	Shim Unterlage	Shim screw Schraube	Spring Feder
		R	L	a	b	L	h	s	e							
JDJNR/ L	2525M15	○	○	25	25	150	25	32	38	DNGX1507** A145	C1RJ	CM6×30B	WH20L WH40L	D15CC-07	SM3×10B	SPR1
	3225P15	○	○	32	25	170	32	32	38							

● ex stock · ab Lager ○ on demand · Anfrage

SN** Toolholder · Halter

J-Clamping · J-Halter

JSDNN
Kr:45°



Type · Typ		Stock Lager	Dimension (mm) Abmessung						Application inserts Wendeschneidplatten	Clamp Pratze	Clamp screw Schraube	Wrench Schlüssel	Shim Unterlage	Shim screw Schraube	Spring Feder
			a	b	L	h	s	e							
JSDNN	2020K12	○	20	20	125	20	10	40	SNGX1207** A146	C1RJ	CM6x30B	WH20L WH40L	S12CC-07	SM3x10B	SPR1
	2525M12	○	25	25	150	25	12.5	40							
	3225P12	○	32	25	170	32	12.5	40							