

# Turning · Drehen

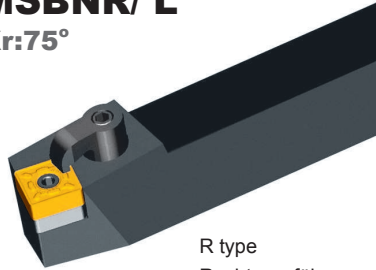
External turning tools · Drehwerkzeugen zur Außenbearbeitung

SN\*\* Toolholder · Halter

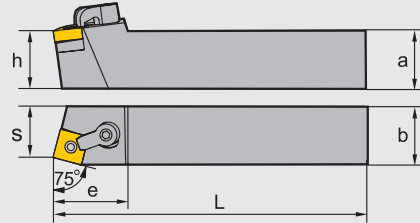
M-Clamping · M-Halter

## MSBNR/ L

Kr:75°



R type  
Rechtsausführung



Type · Typ		Stock Lager		Dimension (mm) Abmessung						Clamping screw Schraube	Shim Unterlage	Wrench Schlüssel	Clamp Pratze	Clamping stud Passtift
		R	L	a	b	L	h	s	e					
<b>MSBNR/ L</b>	<b>2020K12</b>	●	●	20	20	125	20	17	32	DM6×25	S12BM	WH30L	C1RD	TM6×17
	<b>2525M12</b>	●	○	25	25	150	25	22	32	DM6×30				
	<b>3225P12</b>	●	○	32	25	170	32	22	32	DM6×30				
	<b>2525M15</b>	●	○	25	25	150	25	22	38	DM6×30	S15BM	WH30L	C2RD	TM8×21
	<b>3232P15</b>	●	○	32	32	170	32	29	38					
	<b>4032R15</b>	●	○	40	32	200	40	27	38	DM8×30X	S19BM	WH40L	C5RD	TM10×21
	<b>3232P19</b>	○	○	32	32	170	32	27	45					
	<b>4040R19</b>	●	○	40	40	200	40	35	45	DM10×35X	S25BM	WH40L WH40L WH50L	C6RD	TM12×29
	<b>4040R25</b>	●	○	40	40	200	40	35	50					
<b>4040S2509</b>	○	○	40	40	250	40	35	50						

Applicable insert  
Wendeschneidplatten

Application Anwendung	Finishing Schlichten	Semi-Finishing Mittlere Bearbeitung	Roughing Schruppen	Heavy Duty Schwerzerspannung	Cast iron machining Grauguss Bearbeit.	PCBN · PCD PCBN · PKD
insert shape Schneidplattenform	<b>DF</b> A67	<b>PM</b> A68	<b>DR</b> Double-side A70	<b>HDR</b> A72	Flat A74	Flat A124
	<b>EF</b> A67	<b>DM</b> A69	<b>DR</b> Single-side A70			
	<b>SF</b> A68	<b>EM</b> A69	<b>ER</b> Double-side A71			
		<b>NM</b> A70	<b>ER</b> Single-side A71			
Type · Typ	<b>MSBNR / L**K / M / P12</b>	SN**1204**	SN**1204**	SN**1204**	SN**1204**	SN**1204**
	<b>MSBNR / L**M / P / R15</b>	SN**1506**	SN**1506**	SN**1506**	SN**1506**	SN**1506**
	<b>MSBNR / L**P / R19</b>		SN**1906**	SN**1906**	SN**1906**	SN**1906**
	<b>MSBNR / L**R / S2509</b>			SN**2509**	SN**2509**	

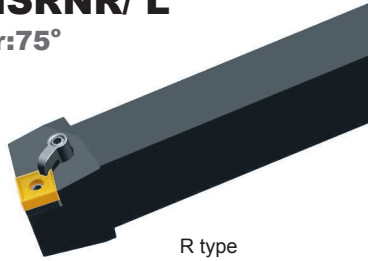
● ex stock · ab Lager ○ on demand · Anfrage

### SN\*\* Toolholder · Halter

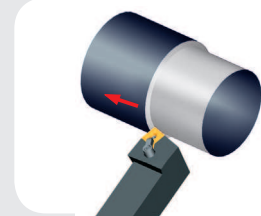
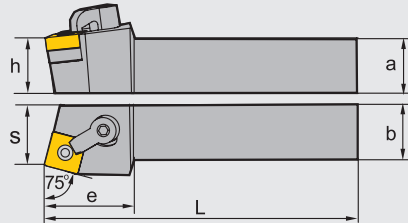
### M-Clamping · M-Halter

## MSRNR/ L

Kr:75°



R type  
Rechtsausführung



Type · Typ		Stock Lager		Dimension (mm) Abmessung					Clamping screw Schraube	Shim Unterlage	Wrench Schlüssel	Clamp Prätze	Clamping stud Passtift	
		R	L	a	b	L	h	s	e					
<b>MSRNR/ L</b>	<b>2020K12</b>	●	○	20	20	125	20	22	36	DM6×25	S12BM	WH30L	C1RD	TM6×17
	<b>2525M12</b>	●	○	25	25	150	25	27	36	DM6×30				
	<b>3225P12</b>	●	○	32	25	170	32	27	36	DM6×30				
	<b>2525M15</b>	●	○	25	25	150	25	27	40	DM6×30	S15BM	WH30L	C2RD	TM8×21
	<b>3232P15</b>	●	○	32	32	170	32	35	40					
	<b>4032R15</b>	○	○	40	32	200	40	35	40	DM8×30X	S19BM	WH40L	C5RD	TM10×21
	<b>3232P19</b>	●	○	32	32	170	32	35	45					
	<b>4040R19</b>	○	○	40	40	200	40	43	45	DM10×35X	S25BM	WH40L WH50L	C6RD	TM12×29
	<b>4040R2509</b>	○	○	40	40	200	40	43	50					
<b>4040S2509</b>	○	○	40	40	250	40	43	50						

### Applicable insert Wendeschneidplatten

Application Anwendung	Finishing Schlichten	Semi-Finishing Mittlere Bearbeitung	Roughing Schruppen	Heavy Duty Schwerzerspannung	Cast iron machining Grauguss Bearbeit.	PCBN · PCD PCBN · PKD
insert shape Schneidplattenform	<b>DF</b> A67	<b>PM</b> A68	<b>DR</b> Double-side A70	<b>HDR</b> A72	<b>Flat</b> A74	<b>Flat</b> A124
	<b>EF</b> A67	<b>DM</b> A69	<b>DR</b> Single-side A70			
	<b>SF</b> A68	<b>EM</b> A69	<b>ER</b> Double-side A71			
		<b>NM</b> A70	<b>ER</b> Single-side A71			
Type · Typ	<b>MSRNR / L**K / M / P12</b>	SN**1204**	SN**1204**	SN**1204**	SN**1204**	SN**1204**
	<b>MSRNR / L**M / P / R15</b>	SN**1506**	SN**1506**	SN**1506**	SN**1506**	SN**1506**
	<b>MSRNR / L**P / R19</b>		SN**1906**	SN**1906**	SN**1906**	SN**1906**
	<b>MSRNR / L**R / S2509</b>			SN**2509**	SN**2509**	

# Turning · Drehen

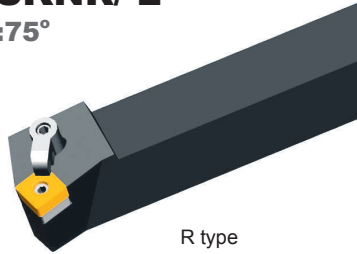
External turning tools · Drehwerkzeugen zur Außenbearbeitung

SN\*\* Toolholder · Halter


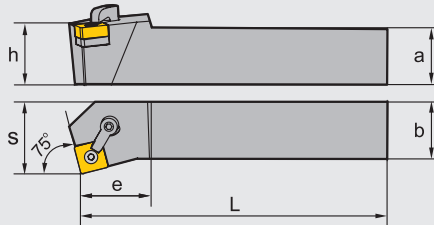
M-Clamping · M-Halter

## MSKNR/ L

Kr:75°



R type  
Rechtsausführung



Type · Typ		Stock Lager		Dimension (mm) Abmessung					Clamping screw Schraube	Shim Unterlage	Wrench Schlüssel	Clamp Pratze	Clamping stud Passtift	
		R	L	a	b	L	h	s	e					
<b>MSKNR/ L</b>	<b>2020K12</b>	●	●	20	20	125	20	25	32	DM6×25	S12BM	WH30L	C1RD	TM6×17
	<b>2525M12</b>	●	○	25	25	150	25	32	32	DM6×30				
	<b>3225P12</b>	●	○	32	25	170	32	32	32	DM6×30	S15BM	WH30L	C2RD	TM8×21
	<b>2525M15</b>	●	○	25	25	150	25	32	28					
	<b>3232P15</b>	●	○	32	32	170	32	40	38	DM8×30X	S19BM	WH40L	C5RD	TM10×21
	<b>4032R15</b>	○	○	40	32	200	40	40	38					
	<b>3232P19</b>	●	○	32	32	170	32	40	45	DM10×35X	S25BM	WH40L WH50L	C6RD	TM12×29
	<b>4040R19</b>	○	○	40	40	200	40	50	45					
<b>4040S2509</b>	○	○	40	40	250	40	50	50						

Applicable insert  
Wendeschneidplatten

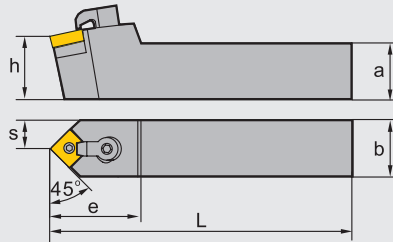
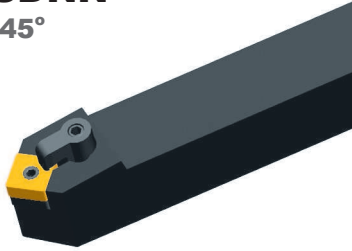
Application Anwendung	Finishing Schlichten	Semi-Finishing Mittlere Bearbeitung	Roughing Schruppen	Heavy Duty Schwerzerspannung	Cast iron machining Grauguss Bearbeit.	PCBN · PCD PCBN · PKD
insert shape Schneidplattenform	<b>DF</b>  A67	<b>PM</b>  A68	<b>DR</b> Double-side  A70	<b>HDR</b>  A72	<b>Flat</b>  A74	<b>Flat</b>  A124
	<b>EF</b>  A67	<b>DM</b>  A69	<b>DR</b> Single-side  A70			
	<b>SF</b>  A68	<b>EM</b>  A69	<b>ER</b> Double-side  A71			
		<b>NM</b>  A70	<b>ER</b> Single-side  A71			
Type · Typ	<b>MSKNR / L**K / M / P12</b>	SN**1204**	SN**1204**	SN**1204**	SN**1204**	SN**1204**
	<b>MSKNR / L**M / P / R15</b>	SN**1506**	SN**1506**	SN**1506**	SN**1506**	SN**1506**
	<b>MSKNR / L**P / R19</b>		SN**1906**	SN**1906**	SN**1906**	SN**1906**
	<b>MSKNR / L**S2509</b>			SN**2509**	SN**2509**	

● ex stock · ab Lager ○ on demand · Anfrage

SN\*\* Toolholder · Halter















M-Clamping · M-Halter

### MSDNN Kr:45°



Type · Typ		Stock Lager	Dimension (mm) Abmessung						Clamping screw Schraube	Shim Unterlage	Wrench Schlüssel	Clamp Pratze	Clamping stud Passtift
			a	b	L	h	s	e					
<b>MSDNN</b>	<b>2020K12</b>	●	20	20	125	20	10	35	DM6×25				
	<b>2525M12</b>	●	25	25	150	25	12.5	35	DM6×30	S12BM	WH30L	C1RD	TM6×17
	<b>3225P12</b>	●	32	25	170	32	12.5	35					
	<b>2525M15</b>	●	25	25	150	25	12.5	42	DM6×30	S15BM	WH30L	C2RD	TM8×21
	<b>3232P15</b>	○	32	32	170	32	16	42					
	<b>4032R15</b>	○	40	32	200	40	16	42					

Applicable insert  
Wendeschneidplatten

Application Anwendung	Finishing Schlichten	Semi-Finishing Mittlere Bearbeitung	Roughing Schruppen	Heavy Duty Schwerzerspannung	Cast iron machining Grauguss Bearbeit.	PCBN · PCD PCBN · PKD
insert shape Schneidplattenform	<b>DF</b>  A67	<b>PM</b>  A68	<b>DR</b> Double-side  A70	<b>HDR</b>  A72	Flat  A74	Flat  A124
	<b>EF</b>  A67	<b>DM</b>  A69	<b>DR</b> Single-side  A70			
	<b>SF</b>  A68	<b>EM</b>  A69	<b>ER</b> Double-side  A71			
		<b>NM</b>  A70	<b>ER</b> Single-side  A71			
Type · Typ	<b>MSDNN**K · M · P12</b>	SN**1204**	SN**1204**	SN**1204**	SN**1204**	SN**1204**
	<b>MSDNN**M · P · R15</b>	SN**1506**	SN**1506**	SN**1506**	SN**1506**	SN**1506**