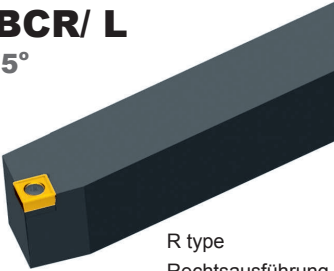


SC** Toolholder · Halter

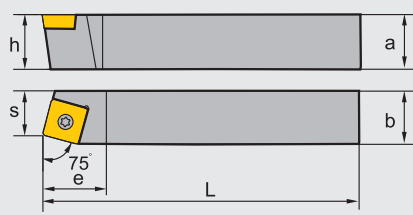
S-Clamping · S-Halter


SSBCR/ L

Kr:75°



R type
Rechtsausführung






Type · Typ		Stock Lager		Dimension (mm) Abmessung					Screw Schraube	Shim Unterlage	Shim Screw, Unterlage Schraube	Wrench Schlüssel	
		R	L	a	b	L	h	s					e
SSBCR/ L	1212F09	●	●	12	12	80	12	11	16	I60M3.5×8	—	—	WT15IP
	1616H09	●	●	16	16	100	16	13	16	I60M3.5×8	S09BS	SM5×8.65XA	WT15IP WH35L
	2020K12	●	●	20	20	125	20	17	25	I60M4×11X	S12BS	SM6×10XA	WT15IP WH40L

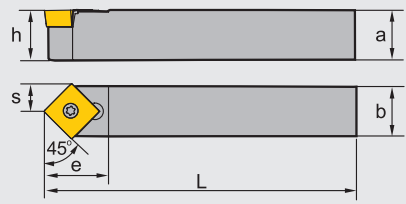
SC** Toolholder · Halter

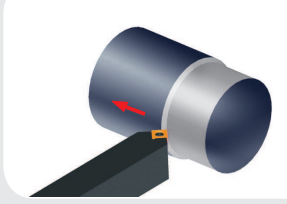
S-Clamping · S-Halter

SSDCN

Kr:45°















Type · Typ		Stock Lager	Dimension (mm) Abmessung					Screw Schraube	Shim Unterlage	Shim Screw, Unterlage Schraube	Wrench Schlüssel	
			a	b	L	h	s					e
SSDCN	1212F09	●	12	12	80	12	6	15.5	I60M3.5×8	—	—	WT15IP
	1616H09	●	16	16	100	16	8	15.5	I60M3.5×12	S09BS	SM5×8.65XA	WT15IP WH35L

Applicable insert Wendeschneidplatten

Application Anwendung	Extra Finishing Feinbearbeitung	Finishing Schichten	Semi-finishing Mittlere Bearbeit.	Al machining Alu Bearbeitung	Cast iron machining Gusseisen Bearbeit.
insert shape Schneidplattenform	HF  A102	HM  A102	HR  A103	LH  A103	Flat  A103
	EF  A102	EM  A102		LC  A103	
Type · Typ	SSBCR / L**F / H09	SC**09T3**	SC**09T3**	SC**09T3**	SCGX09T3**
	SSBCR / L**K12		SC**1204**	SC**1204**	SCGX1204**
	SSDCN**F / H09	SC**09T3**	SC**09T3**	SC**09T3**	SCGX09T3**

Turning · Drehen

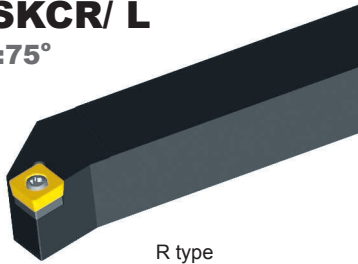
External turning tools · Drehwerkzeugen zur Außenbearbeitung

SC** Toolholder · Halter

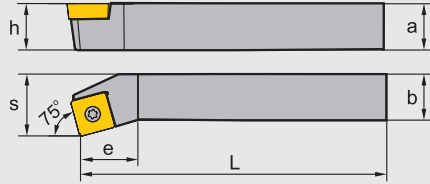
S-Clamping · S-Halter

SSKCR/ L

Kr:75°



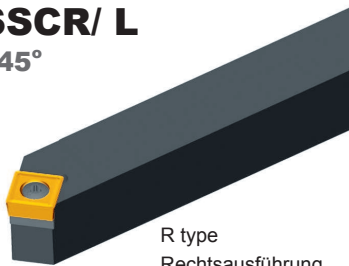
R type
Rechtsausführung



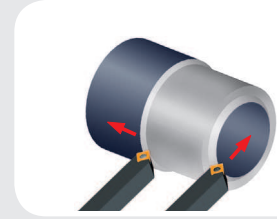
Type · Typ		Stock Lager		Dimension (mm) Abmessung					Screw Schraube	Shim Unterlage	Shim Screw, Unterlage Schraube	Wrench Schlüssel	
		R	L	a	b	L	h	s					e
SSKCR/ L	1616H09	●	●	16	16	100	16	20	13				
										I60M3.5×12	S09BS	SM5×8.65XA	WT15IP WH35L

SSSCR/ L

Kr:45°



R type
Rechtsausführung



Type · Typ		Stock Lager		Dimension (mm) Abmessung					Screw Schraube	Shim Unterlage	Shim Screw, Unterlage Schraube	Wrench Schlüssel	
		R	L	a	b	L	h	s					e
SSSCR/ L	1616H09	●	●	16	16	100	16	17	16		—	—	
	2020K12	●	●	20	20	125	20	21	24	I60M4×11X	S12BS	SM6×10XA	WT15IP WH40L

Applicable insert
Wendeschneidplatten

Application Anwendung	Extra Finishing Feinbearbeitung	Finishing Schlichten	Semi-finishing Mittlere Bearbeit.	Al machining Alu Bearbeitung	Cast iron machining Gusseisen Bearbeit.
insert shape Schneidplattenform	HF A102	HM A102	HR A103	LH A103	Flat A103
	EF A102	EM A102		LC A103	
Type · Typ	SSKCR/ L**H09	SC**09T3**	SC**09T3**	SC**09T3**	SC**09T3**
	SSSCR/ L**H09	SC**09T3**	SC**09T3**	SC**09T3**	SC**09T3**
	SSSCR/ L**K12		SC**1204**	SC**1204**	SC**1204**

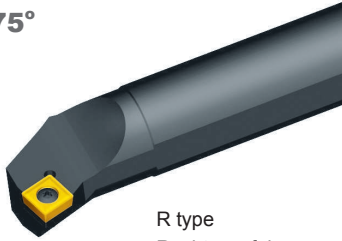
● ex stock · ab Lager ○ on demand · Anfrage

SC** Toolholder · Halter

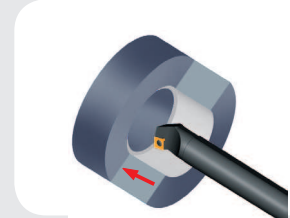
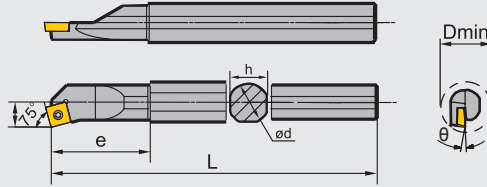
S-Clamping / S-Halter

SSKCR/L









Kr:75°



R type
Rechtausführung



Type · Typ	Stock Lager		Dimension (mm) Abmessung							Screw Schraube	Wrench Schlüssel	Shim Unterlage	Shim/ Screw Schraube Unterlage
	R	L	Dmin	ød	h	L	S	θ	e				
S12M-SSKCR/L09	●	●	16	12	11	150	9	-10	26	I60M3.5×8	WT15IP		
S16M-SSKCR/L09	●	●	20	16	15	150	11	-11	32.5				
S16R-SSKCR/L09	●	●	20	16	15	200	11	-11	32.5				
S20Q-SSKCR/L09	●	●	25	20	18	180	13	-6	34.5				
S20S-SSKCR/L09	●		25	20	18	250	13	-6	34.5				
S25Q-SSKCR/L12	●	●	32	25	23	180	17	-8	36.3	I60M4×11X	WT15IP	S12BS	SM6×10XA
S25T-SSKCR/L12	●	●	32	25	23	300	17	-8	36.3				
S32R-SSKCR/L12	●	●	40	32	30	200	22	-10	43.5				
S32U-SSKCR/L12	●		40	32	30	350	22	-10	43.5	I60M4×11X	WT15IP WH40L	S12BS	SM6×10XA
♦ A12K-SSKCR/L09	●		16	12	11	125	9	-10	26				
♦ A16M-SSKCR/L09	●		20	16	15	150	11	-11	32.5				
♦ A20Q-SSKCR/L09	●		25	20	19	180	13	-6	34.5				
♦ A25R-SSKCR/L12	●	●	32	25	24	200	17	-8	41.3				
♦ A32S-SSKCR/L12	●		40	32	31	250	22	-10	42.8				

Applicable insert Wendeschneidplatten		Finishing Schlichten		Semi-finishing Mittlere Bearbeit.		Roughing Schrappen		Al machining Alu Bearbeitung		Cast iron machining Grauguss Bearbeit.	
Application Anwendung		HF	HM	HR	LH	Flat	EF	EM	LC		
insert shape Schneidplattenform											
Type · Typ		SC**09T3**		SC**09T3**		SC**09T3**		SCGX09T3**		SC**09T3**	
				SC**1204**		SC**1204**		SCGX1204**		SC**1204**	
		A102		A102		A103		A103		A103	
		A102		A102				A103			

♦ Toolholder with holes for Coolant · Klemmhalter mit Kühlmittelbohrung ● ex stock · ab Lager ○ on demand · auf Anfrage