

Turning · Drehen

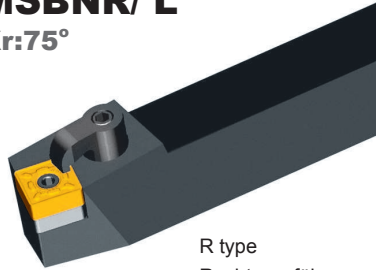
External turning tools · Drehwerkzeugen zur Außenbearbeitung

SN** Toolholder · Halter

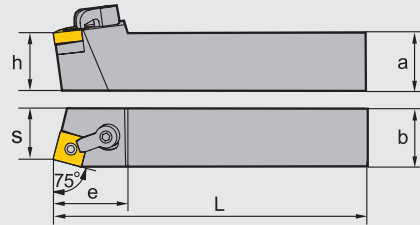
M-Clamping · M-Halter

MSBNR/ L

Kr:75°



R type
Rechtsausführung



Type · Typ		Stock Lager		Dimension (mm) Abmessung						Clamping screw Schraube	Shim Unterlage	Wrench Schlüssel	Clamp Pratte	Clamping stud Passtift
		R	L	a	b	L	h	s	e					
MSBNR/ L	2020K12	●	●	20	20	125	20	17	32	DM6×25	S12BM	WH30L	C1RD	TM6×17
	2525M12	●	○	25	25	150	25	22	32	DM6×30				
	3225P12	●	○	32	25	170	32	22	32	DM6×30				
	2525M15	●	○	25	25	150	25	22	38	DM6×30	S15BM	WH30L	C2RD	TM8×21
	3232P15	●	○	32	32	170	32	29	38					
	4032R15	●	○	40	32	200	40	27	38	DM8×30X	S19BM	WH40L	C5RD	TM10×21
	3232P19	○	○	32	32	170	32	27	45					
	4040R19	●	○	40	40	200	40	35	45					
	4040R25	●	○	40	40	200	40	35	50	DM10×35X	S25BM	WH40L WH40L WH50L	C6RD	TM12×29
4040S2509	○	○	40	40	250	40	35	50						

Applicable insert
Wendeschneidplatten

Application Anwendung	Finishing Schlichten	Semi-Finishing Mittlere Bearbeitung	Roughing Schruppen	Heavy Duty Schwerzerspannung	Cast iron machining Grauguss Bearbeit.	PCBN · PCD PCBN · PKD
insert shape Schneidplattenform	DF A67	PM A68	DR Double-side A70	HDR A72	Flat A74	Flat A124
	EF A67	DM A69	DR Single-side A70			
	SF A68	EM A69	ER Double-side A71			
		NM A70	ER Single-side A71			
Type · Typ	MSBNR / L**K / M / P12	SN**1204**	SN**1204**	SN**1204**	SN**1204**	SN**1204**
	MSBNR / L**M / P / R15	SN**1506**	SN**1506**	SN**1506**	SN**1506**	SN**1506**
	MSBNR / L**P / R19		SN**1906**	SN**1906**	SN**1906**	SN**1906**
	MSBNR / L**R / S2509			SN**2509**	SN**2509**	

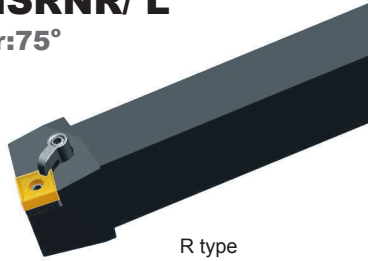
● ex stock · ab Lager ○ on demand · Anfrage

SN** Toolholder · Halter

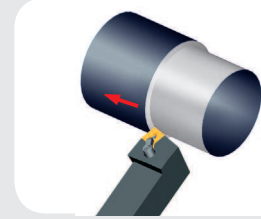
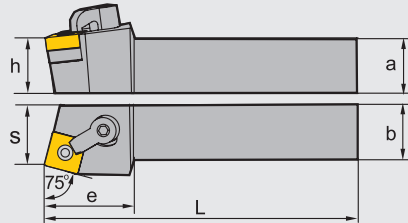
M-Clamping · M-Halter

MSRNR/ L

Kr:75°



R type
Rechtsausführung



Type · Typ		Stock Lager		Dimension (mm) Abmessung					Clamping screw Schraube	Shim Unterlage	Wrench Schlüssel	Clamp Pratte	Clamping stud Passtift	
		R	L	a	b	L	h	s	e					
MSRNR/ L	2020K12	●	○	20	20	125	20	22	36	DM6×25	S12BM	WH30L	C1RD	TM6×17
	2525M12	●	○	25	25	150	25	27	36	DM6×30				
	3225P12	●	○	32	25	170	32	27	36	DM6×30				
	2525M15	●	○	25	25	150	25	27	40	DM6×30	S15BM	WH30L	C2RD	TM8×21
	3232P15	●	○	32	32	170	32	35	40					
	4032R15	○	○	40	32	200	40	35	40	DM8×30X	S19BM	WH40L	C5RD	TM10×21
	3232P19	●	○	32	32	170	32	35	45					
	4040R19	○		40	40	200	40	43	45	DM10×35X	S25BM	WH40L WH50L	C6RD	TM12×29
	4040R2509	○	○	40	40	200	40	43	50					
4040S2509	○	○	40	40	250	40	43	50						

Applicable insert Wendeschneidplatten

Application Anwendung	Finishing Schlichten	Semi-Finishing Mittlere Bearbeitung	Roughing Schruppen	Heavy Duty Schwerzerspannung	Cast iron machining Grauguss Bearbeit.	PCBN · PCD PCBN · PKD
insert shape Schneidplattenform	DF A67	PM A68	DR Double-side A70	HDR A72	Flat A74	Flat A124
	EF A67	DM A69	DR Single-side A70			
	SF A68	EM A69	ER Double-side A71			
		NM A70	ER Single-side A71			
Type · Typ	MSRNR / L**K / M / P12	SN**1204**	SN**1204**	SN**1204**	SN**1204**	SN**1204**
	MSRNR / L**M / P / R15	SN**1506**	SN**1506**	SN**1506**	SN**1506**	SN**1506**
	MSRNR / L**P / R19		SN**1906**	SN**1906**	SN**1906**	SN**1906**
	MSRNR / L**R / S2509			SN**2509**	SN**2509**	

Turning · Drehen

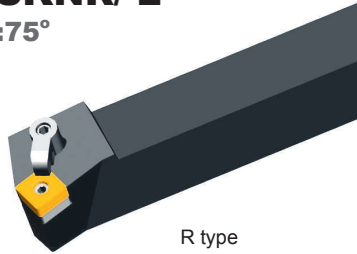
External turning tools · Drehwerkzeugen zur Außenbearbeitung

SN** Toolholder · Halter


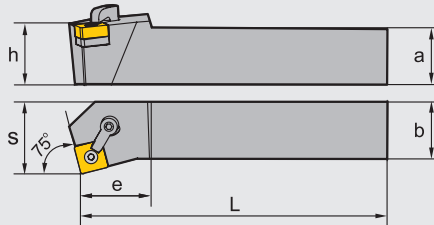
M-Clamping · M-Halter

MSKNR/ L

Kr:75°



R type
Rechtsausführung



Type · Typ		Stock Lager		Dimension (mm) Abmessung					Clamping screw Schraube	Shim Unterlage	Wrench Schlüssel	Clamp Pratze	Clamping stud Passtift	
		R	L	a	b	L	h	s	e					
MSKNR/ L	2020K12	●	●	20	20	125	20	25	32	DM6×25	S12BM	WH30L	C1RD	TM6×17
	2525M12	●	○	25	25	150	25	32	32					
	3225P12	●	○	32	25	170	32	32	32	DM6×30	S15BM	WH30L	C2RD	TM8×21
	2525M15	●	○	25	25	150	25	32	28					
	3232P15	●	○	32	32	170	32	40	38	DM8×30X	S19BM	WH40L	C5RD	TM10×21
	4032R15	○	○	40	32	200	40	40	38					
	3232P19	●	○	32	32	170	32	40	45	DM10×35X	S25BM	WH40L WH50L	C6RD	TM12×29
	4040R19	○	○	40	40	200	40	50	45					
4040S2509	○	○	40	40	250	40	50	50	DM10×35X	S25BM	WH40L WH50L	C6RD	TM12×29	

Applicable insert
Wendeschneidplatten

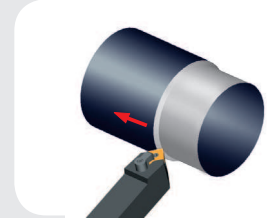
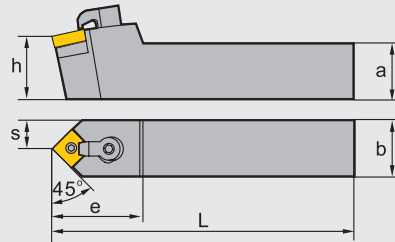

Application Anwendung	Finishing Schlichten	Semi-Finishing Mittlere Bearbeitung	Roughing Schruppen	Heavy Duty Schwerzerspannung	Cast iron machining Grauguss Bearbeit.	PCBN · PCD PCBN · PKD
insert shape Schneidplattenform	DF A67	PM A68	DR Double-side A70	HDR A72	Flat A74	Flat A124
	EF A67	DM A69	DR Single-side A70			
	SF A68	EM A69	ER Double-side A71			
		NM A70	ER Single-side A71			
Type · Typ	MSKNR / L**K / M / P12	SN**1204**	SN**1204**	SN**1204**	SN**1204**	SN**1204**
	MSKNR / L**M / P / R15	SN**1506**	SN**1506**	SN**1506**	SN**1506**	SN**1506**
	MSKNR / L**P / R19		SN**1906**	SN**1906**	SN**1906**	SN**1906**
	MSKNR / L**S2509			SN**2509**	SN**2509**	

● ex stock · ab Lager ○ on demand · Anfrage

SN** Toolholder · Halter















M-Clamping · M-Halter

MSDNN Kr:45°



Type · Typ	Stock Lager	Dimension (mm) Abmessung						Clamping screw Schraube	Shim Unterlage	Wrench Schlüssel	Clamp Pratze	Clamping stud Passtift	
		a	b	L	h	s	e						
MSDNN	2020K12	●	20	20	125	20	10	35	DM6×25				
	2525M12	●	25	25	150	25	12.5	35	DM6×30	S12BM	WH30L	C1RD	TM6×17
	3225P12	●	32	25	170	32	12.5	35					
	2525M15	●	25	25	150	25	12.5	42	DM6×30	S15BM	WH30L	C2RD	TM8×21
	3232P15	○	32	32	170	32	16	42					
	4032R15	○	40	32	200	40	16	42					

Applicable insert
Wendeschneidplatten

Application Anwendung	Finishing Schlichten	Semi-Finishing Mittlere Bearbeitung	Roughing Schruppen	Heavy Duty Schwerzerspanung	Cast iron machining Grauguss Bearbeit.	PCBN · PCD PCBN · PKD
insert shape Schneidplattenform	DF  A67	PM  A68	DR Double-side  A70	HDR  A72	Flat  A74	Flat  A124
	EF  A67	DM  A69	DR Single-side  A70			
	SF  A68	EM  A69	ER Double-side  A71			
		NM  A70	ER Single-side  A71			
Type · Typ	MSDNN**K · M · P12	SN**1204**	SN**1204**	SN**1204**	SN**1204**	SN**1204**
	MSDNN**M · P · R15	SN**1506**	SN**1506**	SN**1506**	SN**1506**	SN**1506**