
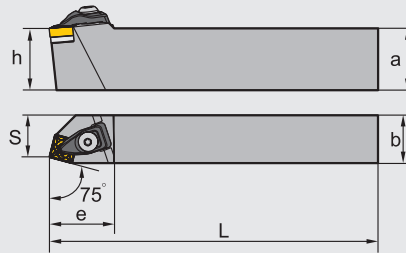
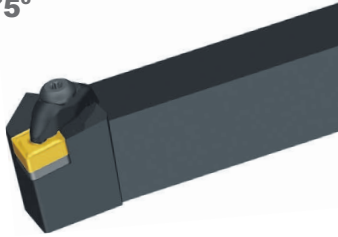








SN\*\* Toolholder · Halter

D-Clamping · D-Halter















### DSBNR/ L

Kr:75°



Type · Typ		Stock Lager Lager		Dimension (mm) Abmessung						Screw Schraube	Shim Unterlage	Wrench Schlüssel	Clamp Pratte	Shim pin Rohrstift	Spring Feder
		R	L	a	b	L	h	s	e						
<b>DSBNR/L</b>	<b>1616H09</b>	●	○	16	16	100	16	13	26	CM5x22C	S09AP	WT15P	C2RH	SP10	SPR6
	<b>2020K12</b>	●	●	20	20	125	20	17	34						
	<b>2525M12</b>	●	●	25	25	150	25	22	34	CM6x25C	S12AP	WT20P	C1RH	SP4	SPR4
	<b>3225P12</b>	●	●	32	25	170	32	22	34						
	<b>3232P15</b>	●	●	32	32	170	32	27	41	CM6x25C	S12AP	WT20P	C4RH	SP5	SPR4

Applicable insert Wendschneidplatten

Application Anwendung	Finishing Schlichten	Semi-Finishing Mittlere Bearbeitung	Roughing Schruppen	Heavy Duty Schwerzerspannung	Cast iron machining Grauguss Bearbeit.	PCBN · PCD PCBN · PKD
insert shape Schneidplattenform	<b>DF</b>  A67	<b>PM</b>  A68	<b>DR</b>  A70 Double-side	<b>HDR</b>  A72	 A74	 A124
	<b>EF</b>  A67	<b>DM</b>  A69	<b>DR</b>  A70 Single-side			
	<b>SF</b>  A68	<b>EM</b>  A69	<b>ER</b>  A71 Double-side			
		<b>NM</b>  A70	<b>ER</b>  A71 Single-side			
Type · Typ	<b>DSBNR/L**H09</b>	SN**0903**	SN**0903**		SN**0903**	
	<b>DSBNR/L**K/M/P12</b>	SN**1204**	SN**1204**	SN**1204**	SN**1204**	SN**1204**
	<b>DSBNR/L**P15</b>	SN**1506**	SN**1506**	SN**1506**	SN**1506**	SN**1506**

# Turning · Drehen

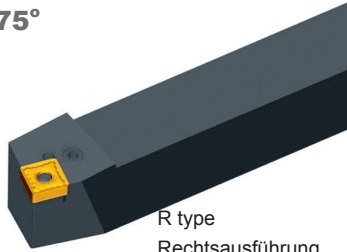
External turning tools · Drehwerkzeugen zur Außenbearbeitung

SN\*\* Toolholder · Halter

P-Clamping · P-Halter

## PSBNR/ L

Kr:75°

















R type  
Rechtsausführung



Type · Typ	Stock Lager		Dimension (mm) Abmessung						Screw Schraube	Shim Unterlage	Wrench Schlüssel	Lever Kniehebel	Shim pin Rohrstift	
	R	L	a	b	L	h	s	e						
<b>PSBNR/ L</b>	1616H09	●	●	16	16	100	16	13	21	LEM6×13.4A	S09AP	WH25L	L3	SP10
	2020K09	●	●	20	20	125	20	17	23					
	2020K12	●	●	20	20	125	20	17	28					
	2525M12	●	●	25	25	125	25	22	28	LEM8×21	S12AP	WH30L	L4	SP4
	3225P12	●	●	32	25	170	32	22	28					
	3232P12	●	●	32	32	170	32	27	28					
	2525M15	●	●	25	25	150	25	22	35	LEM8×25	S15AP	WH30L	L5	SP5
	3232P15	●	●	32	32	170	32	27	35					
	3232P19	●	●	32	32	170	32	27	40	LEM10×27	S19AP	WH40L	L6	SP6
	4040S19	●	●	40	40	250	40	35	40					
4040S2507	●	●	40	40	250	40	35	48	LEM12×36A	S25AP	WH50L	L8	SP8	
4040S2509	●	●	40	40	250	40	35	48		S25AP-09				

Applicable insert  
Wendeschneidplatten

Application Anwendung	Finishing Schlichten	Semi-Finishing Mittlere Bearbeitung	Roughing Schruppen	Heavy Duty Schwerzerspannung	Cast iron machining Grauguss Bearbeit.	PCBN · PCD PCBN · PKD
insert shape Schneidplattenform	DF  A67	PM  A68	DR Double-side  A70	HDR  A72	 A74	 A124
	EF  A67	DM  A69	DR Single-side  A70			
	SF  A68	EM  A69	ER Double-side  A71			
		NM  A70	ER Single-side  A71			
Type · Typ	PSBNR/L**H / K09	SN**0903**	SN**0903**		SN**0903**	
	PSBNR/L**K / M / P12	SN**1204**	SN**1204**	SN**1204**	SN**1204**	SN**1204**
	PSBNR/L**M / P15	SN**1506**	SN**1506**	SN**1506**	SN**1506**	
	PSBNR/L**P / S19		SN**1906**	SN**1906**	SN**1906**	
	PSBNR/L**S2507		SN**2507**	SN**2507**		
	PSBNR/L**S2509		SN**2509**	SN**2509**		

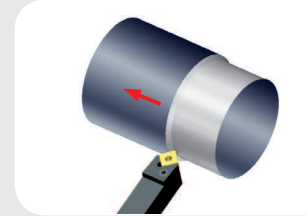
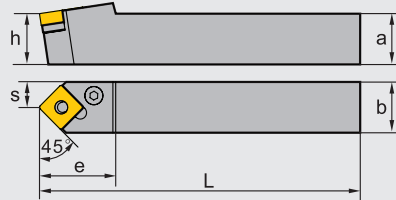
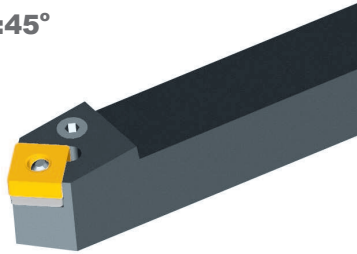
● ex stock · ab Lager ○ on demand · Anfrage






SN\*\* Toolholder · Halter

P-Clamping · P-Halter















### PSDNN

Kr:45°



Type · Typ	Stock Lager	Dimension (mm) Abmessung						Screw Schraube	Shim Unterlage	Wrench Schlüssel	Lever Kniehebel	Shim pin Rohrstift	
		a	b	L	h	s	e						
<b>PSDNN</b>	1212F09	○	12	12	80	12	6	21	LEM5×12B	—	WH20L	L3B	—
	1616H09	●	16	16	100	16	8	23	LEM6×13.4A	S09AP	WH25L	L3	SP10
	2020K12	●	20	20	125	20	10	30	LEM8×21	S12AP	WH30L	L4	SP4
	2525M12	●	20	20	150	20	12.5	30					
	3232P12	●	32	32	170	32	16	40	LEM8×25	S15AP	WH30L	L5	SP5
	2525M15	●	25	25	150	25	12.5	40					
	3232P15	●	32	32	170	32	16	40	LEM10×27	S19AP	WH40L	L6	SP6
	3232P19	●	32	32	170	32	16	40					
4040S19	●	40	40	250	40	20	40						

Applicable insert Wendeschneidplatten

Application Anwendung	Finishing Schlichten	Semi-Finishing Mittlere Bearbeitung	Roughing Schruppen	Heavy Duty Schwerzerspannung	Cast iron machining Grauguss Bearbeit.	PCBN · PCD PCBN · PKD
insert shape Schneidplattenform	<b>DF</b>  A67	<b>PM</b>  A68	<b>DR</b> Double-side  A70	<b>HDR</b>  A72	 A74	 A124
	<b>EF</b>  A67	<b>DM</b>  A69	<b>DR</b> Single-side  A70			
	<b>SF</b>  A68	<b>EM</b>  A69	<b>ER</b> Double-side  A71			
		<b>NM</b>  A70	<b>ER</b> Single-side  A71			
Type · Typ	<b>PSDNN**F / H09</b>	SN**0903**	SN**0903**		SN**0903**	
	<b>PSDNN**K / M / P12</b>	SN**1204**	SN**1204**	SN**1204**	SN**1204**	SN**1204**
	<b>PSDNN**M / P15</b>	SN**1506**	SN**1506**	SN**1506**	SN**1506**	
	<b>PSDNN**P / S19</b>		SN**1906**	SN**1906**	SN**1906**	

# Turning · Drehen

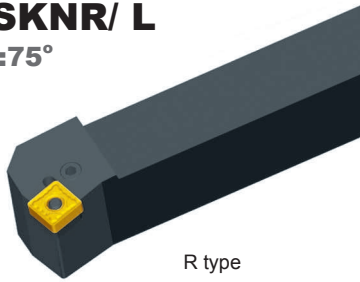
External turning tools · Drehwerkzeugen zur Außenbearbeitung

SN\*\* Toolholder · Halter

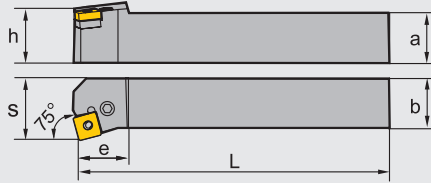
P-Clamping · P-Halter






## PSKNR/ L

Kr:75°

















R type  
Rechtsausführung



Type · Typ	Stock Lager		Dimension (mm) Abmessung						Screw Schraube	Shim Unterlage	Wrench Schlüssel	Lever Kniehebel	Shim pin Rohrstift	
	R	L	a	b	L	h	s	e						
<b>PSKNR/ L</b>	<b>1616H09</b>	●	●	16	16	100	16	20	17	LEM6×13.4A	S09AP	WH25L	L3	SP10
	<b>2020K09</b>	●	●	20	20	125	20	25	20					
	<b>2020K12</b>	●	●	20	20	125	20	25	26	LEM8×21	S12AP	WH30L	L4	SP4
	<b>2525M12</b>	●	●	25	25	150	25	32	26					
	<b>3232P12</b>	●	●	32	32	170	32	40	26	LEM8×25	S15AP	WH30L	L5	SP5
	<b>2525M15</b>	●	●	25	25	150	25	32	32					
	<b>3232P15</b>	●	●	32	32	170	32	40	32	LEM10×27	S19AP	WH40L	L6	SP6
	<b>3232P19</b>	●	●	32	32	170	32	40	36					
<b>4040S19</b>	●	●	40	40	250	40	50	40						

Applicable insert  
Wendeschneidplatten

Application Anwendung	Finishing Schlichten	Semi-Finishing Mittlere Bearbeitung	Roughing Schruppen	Heavy Duty Schwerzerspanung	Cast iron machining Grauguss Bearbeit.	PCBN · PCD PCBN · PKD
insert shape Schneidplattenform	<b>DF</b>  A67	<b>PM</b>  A68	<b>DR</b>  A70	<b>HDF</b>  A72	 A74	 A124
	<b>EF</b>  A67	<b>DM</b>  A69	<b>DR</b>  A70			
	<b>SF</b>  A68	<b>EM</b>  A69	<b>ER</b>  A71			
		<b>NM</b>  A70	<b>ER</b>  A71			
Type · Typ	<b>PSKNR/ L**H / K09</b>	SN**0903**	SN**0903**		SN**0903**	
	<b>PSKNR/ L**K / M / P12</b>	SN**1204**	SN**1204**	SN**1204**	SN**1204**	SN**1204**
	<b>PSKNR/ L**M / P15</b>	SN**1506**	SN**1506**	SN**1506**	SN**1506**	
	<b>PSKNR/ L**P / S19</b>		SN**1906**	SN**1906**	SN**1906**	

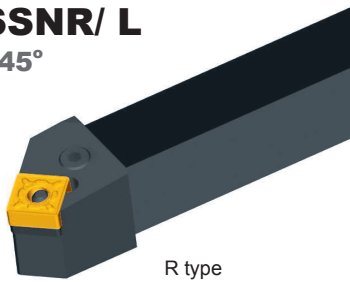
● ex stock · ab Lager ○ on demand · Anfrage

SN\*\* Toolholder · Halter


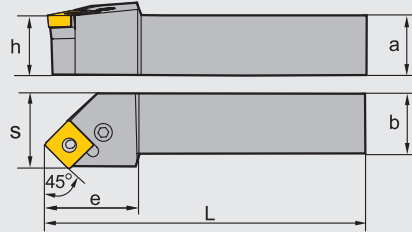
P-Clamping · P-Halter

### PSSNR/ L

Kr:45°

















R type  
Rechtsausführung



Type · Typ		Stock Lager		Dimension (mm) Abmessung						Screw Schraube	Shim Unterlage	Wrench Schlüssel	Lever Kniehebel	Shim pin Rohrstift
		R	L	a	b	L	h	s	e					
<b>PSSNR/ L</b>	<b>1616H09</b>	●	●	16	16	100	16	20	25	LEM6×13.4A	S09AP	WH25L	L3	SP10
	<b>2020K12</b>	●	●	20	20	125	20	25	30					
	<b>2525M12</b>	●	●	25	25	150	25	32	30	LEM8×21	S12AP	WH30L	L4	SP4
	<b>3232P12</b>	●	●	32	32	170	32	40	40					
	<b>2525M15</b>	●	●	25	25	150	25	32	30	LEM8×25	S15AP	WH30L	L5	SP5
	<b>3232P15</b>	●	●	32	32	170	32	40	40					
	<b>3232P19</b>	●	●	32	32	170	32	40	40	LEM10×27	S19AP	WH40L	L6	SP6
	<b>4040S19</b>	●	●	40	40	250	40	50	50					
	<b>4040S2507</b>	●	●	40	40	250	40	50	50	LEM12×36A	S25AP	WH50L	L8	SP8
	<b>4040S2509</b>	●	●	40	40	250	40	50	50		S25AP-09			

Applicable insert  
Wendeschneidplatten

Application Anwendung	Finishing Schlichten	Semi-Finishing Mittlere Bearbeitung	Roughing Schruppen	Heavy Duty Schwerzerspanung	Cast iron machining Grauguss Bearbeit.	PCBN · PCD PCBN · PKD
insert shape Schneidplattenform	<b>DF</b>  A67	<b>PM</b>  A68	<b>DR</b> Double-side  A70	<b>HDR</b>  A72	 A74	 A124
	<b>EF</b>  A67	<b>DM</b>  A69	<b>DR</b> Single-side  A70			
	<b>SF</b>  A68	<b>EM</b>  A69	<b>ER</b> Double-side  A71			
		<b>NM</b>  A70	<b>ER</b> Single-side  A71			
<b>PSSNR/ L**H09</b>	SN**0903**	SN**0903**	SN**0903**		SN**0903**	
<b>PSSNR/ L**K / M / P12</b>	SN**1204**	SN**1204**	SN**1204**	SN**1204**	SN**1204**	SN**1204**
<b>PSSNR/ L**M / P15</b>	SN**1506**	SN**1506**	SN**1506**	SN**1506**	SN**1506**	
<b>PSSNR/ L**P / S19</b>		SN**1906**	SN**1906**	SN**1906**	SN**1906**	
<b>PSSNR/ L**S2507</b>			SN**2507**	SN**2507**		
<b>PSSNR/ L**S2509</b>			SN**2509**	SN**2509**		