

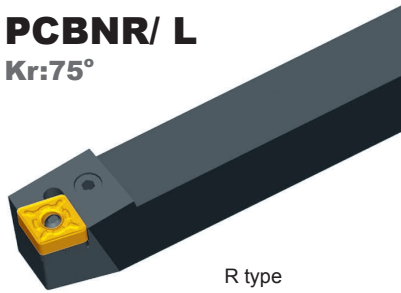
Turning · Drehen

External turning tools · Drehwerkzeugen zur Außenbearbeitung


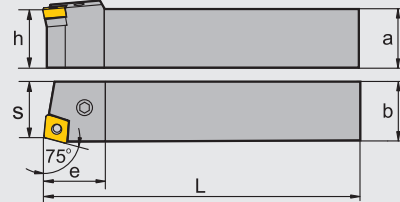
CN** Toolholder · Halter

P-Clamping · P-Halter

PCBNR/ L
Kr:75°



R type
Rechtsausführung



Type · Typ		Stock Lager Lager		Dimension (mm) Abmessung						Screw Schraube	Shim Unterlage	Wrench Schlüssel	Lever Kniehebel	Shim pin Rohrstift
		R	L	a	b	L	h	s	e					
PCBNR/ L	2020K12	●	●	20	20	125	20	17	27	LEM8×21	C12AP	WH30L	L4	SP4
	2525M12	●	●	25	25	150	25	22	27					
	3232P12	●	●	32	32	170	32	27	27					
	2525M16	●	●	25	25	150	25	22	33	LEM8×25	C16AP	WH30L	L5	SP5
	3232P16	●	●	32	32	170	32	27	33					
	3232P19	●	●	32	32	170	32	27	38	LEM10×27	C19AP	WH40L	L6	SP6
	4040S19	●	●	40	40	250	40	35	38					
	4040S2507	●	●	40	40	250	40	35	50	LEM12×36A	C25AP-07	WH50L	L8	SP8
	4040S2509	●	●	40	40	250	40	35	50		C25AP			

Applicable inserts
Wendeschneidplatten

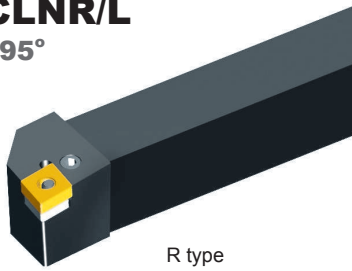
Application Anwendung	Finishing Schlichten	Semi-Finishing Mittlere Bearbeitung	Rough machining Schruppen	Heavy Duty Schwerzerspanung	Cast iron Grauguss Bearbeit.
Inserts WSP	DF A54	PM A55	DR A57	HDR A58	 A58
	SF A53	DM A54	DR A57		
	EF A54	EM A56	ER A58		
	NF A55	NM A57	ER A58		
PCBNR/L**K / M / P12	CN**1204**	CN**1204**	CN**1204**	CN**1204**	CN**1204**
PCBNR/L**M / P16	CN**1606**	CN**1606**	CN**1606**	CN**1606**	CN**1606**
PCBNR/L**P / S19		CN**1906**	CN**1906**	CN**1906**	CN**1906**
PCBNR/L**S2507			CN**2507**		
PCBNR/L**S2509			CN**2509**		

● ex stock · ab Lager ○ on demand · Anfrage

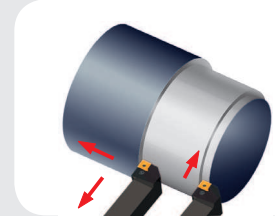
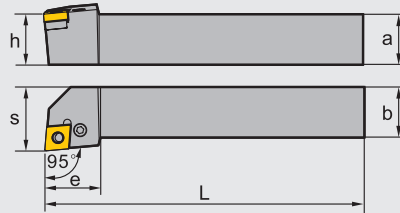
CN** Toolholder · Halter

P-Clamping · P-Halter

PCLNR/L Kr:95°



















R type
Rechtsausführung



Type · Typ		Stock Lager		Dimension (mm) Abmessung					Screw Schraube	Shim Unterlage	Wrench Schlüssel	Lever Kniehebel	Shim pin Rohrstift	
		R	L	a	b	L	h	s	e					
PCLNR/ L	1616H09	●	●	16	16	100	16	20	20	LEM6×13.4A	C09AP	WH25L	L3	SP10
	2020K09	●	●	20	20	125	20	25	22					
	2525M09	●	●	25	25	150	25	32	22					
	2020K12	●	●	20	20	125	20	25	28	LEM8×21	C12AP	WH30L	L4	SP4
	2525M12	●	●	25	25	150	25	32	28					
	3232P12	●	●	32	32	170	32	40	28	LEM8×25	C16AP	WH30L	L5	SP5
	2525M16	●	●	25	25	150	25	32	33					
	3232P16	●	●	32	32	170	32	40	33					
	3232P19	●	●	32	32	170	32	40	38	LEM10×27	C19AP	WH40L	L6	SP6
	4040S19	●	●	40	40	250	40	50	38					
4040S2507	●	●	40	40	250	40	50	49	LEM12×36A	C25AP-07 C25AP	WH50L	L8	SP8	
4040S2509	●	●	40	40	250	40	50	49						

Applicable insert
Wendeschneidplatten

Application Anwendung	Finishing Schlichten	Semi-Finishing Mittlere Bearbeitung	Roughing Schruppen	Heavy Duty Schwerzerspannung	Cast iron Grauguss Bearbeit.	PCBN · PCD PCBN · PKD
insert shape Schneidplattenform	DF  A54	PM  A55	DR  A57	HDR  A58	 A58	 A122
	WG  A53	DM  A54	DR  A57			
	SF  A53	EM  A56	ER  A58			
	EF  A54	NM  A57	ER  A58			
	NF  A55					
PCLNR/L**H / K / M09	CN**0903**	CN**0903**				
PCLNR/L**K / M / P12	CN**1204**	CN**1204**	CN**1204**	CN**1204**	CN**1204**	CN**1204**
PCLNR/L**M / P16	CN**1606**	CN**1606**	CN**1606**	CN**1606**	CN**1606**	
PCLNR/L**P / S19		CN**1906**	CN**1906**	CN**1906**	CN**1906**	
PCLNR/L**S2507			CN**2507**			
PCLNR/L**S2509			CN**2509**			

Turning · Drehen

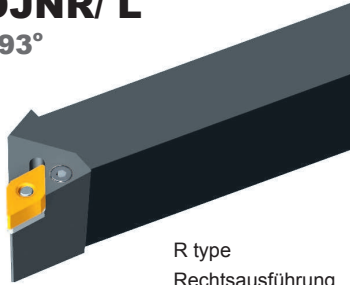
External turning tools · Drehwerkzeugen zur Außenbearbeitung

DN** Toolholder · Halter

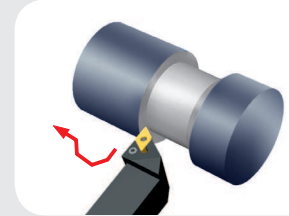
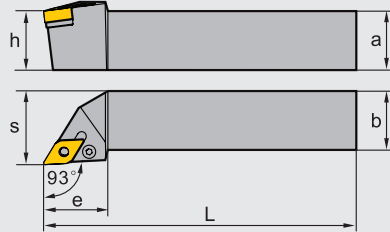
P-Clamping · P-Halter

PDJNR/ L

Kr:93°



R type
Rechtsausführung



Type · Typ		Stock Lager		Dimension (mm) Abmessung						Screw Schraube	Shim Unterlage	Wrench Schlüssel	Lever Kniehebel	Shim pin Rohrstift
		R	L	a	b	L	h	s	e					
PDJNR/ L	1616H11	●	●	16	16	100	16	20	25	LEM6×13.4A	D11AP	WH25L	L3	SP3
	2020K11	●	●	20	20	125	20	25	25					
	2525M11	●	●	25	25	150	25	32	30					
	2020K15	●	●	20	20	125	20	25	35	LEM8×21	D15AP	WH30L	L4B	SP4
	2525M15	●	●	25	25	150	25	32	35					
	3232P15	●	●	32	32	170	32	40	35	LEM8×21	D15AP	WH30L	L4	SP4
	2020K15-3	●	●	20	20	125	20	25	35					
	2525M15-3	●	●	25	25	150	25	32	35					
3232P15-3	●	●	32	32	170	32	40	35						

Applicable insert
Wendeschneidplatten

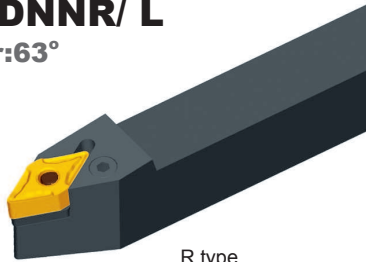
Application Anwendung	Finishing Schlichten	Semi-Finishing Mittlere Bearbeitung	Roughing Schruppen	Heavy Duty Schwerzerspanung	Cast iron machining Grauguss Bearbeit.	PCBN · PCD PCBN · PKD
insert shape Schneidplattenform	DF A61	PM A62	DR Double-side A56	HDR A66	A65	A123
	WG A61	DM A63	DR Single-side A57			
	SF A61	EM A64	ER Double-side A57			
	EF A62	NM A64	ER Single-side A57			
	NF A62					
Type · Typ	PDJNR/L**H / K / M11	DN**1104**	DN**1104**		DN**1104**	
	PDJNR/L**K / M / P15	DN**1506**	DN**1506**	DN**1506**	DN**1506**	DN**1506**
	PDJNR/L**K / M / P15-3	DN**1504**	DN**1504**		DN**1504**	DN**1504**

● ex stock · ab Lager ○ on demand · Anfrage

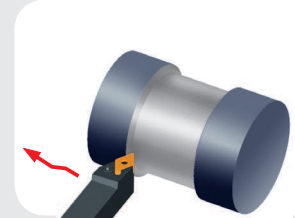
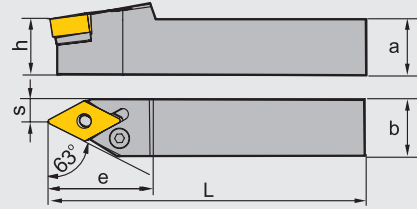
DN** Toolholder · Halter

P-Clamping · P-Halter

PDNNR/ L Kr:63°



R type
Rechtsausführung



Type · Typ		Stock Lager		Dimension (mm) Abmessung						Screw Schraube	Shim Unterlage	Wrench Schlüssel	Lever Kniehebel	Shim pin Rohrstift
		R	L	a	b	L	h	s	e					
PDNNR/ L	2020K15	●	●	20	20	125	20	8	37	LEM8×21	D15AP	WH30L	L4B	SP4
	2525M15	●	●	25	25	150	25	12.5	37					
	3232P15	●	●	32	32	170	32	16	37					
	2020K15-3	●	●	20	20	125	20	8	37	LEM8×21	D15AP	WH30L	L4	SP4
	2525M15-3	●	●	25	25	150	25	12.5	37					
	3232P15-3	●	●	32	32	170	32	16	37					

Applicable insert
Wendeschneidplatten

Application Anwendung	Finishing Schlichten	Semi-Finishing Mittlere Bearbeitung	Roughing Schruppen	Heavy Duty Schwerzerspannung	Cast iron machining Grauguss Bearbeit.	PCBN · PCD PCBN · PKD
insert shape Schneidplattenform	DF A61	PM A62	DR Double-side A56	HDR A66	 A65	 A123
	SF A61	DM A63	DR Single-side A57			
	EF A62	EM A64	ER Double-side A57			
	NF A62	NM A64	ER Single-side A57			
Type · Typ	PDNNR/L**K / M/ P15	DN**1506**	DN**1506**	DN**1506**	DN**1506**	DN**1506**
	PDNNR/L**K / M/ P15-3	DN**1504**	DN**1504**		DN**1504**	DN**1504**

Turning · Drehen

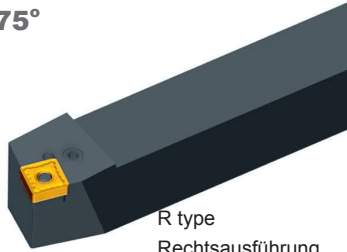
External turning tools · Drehwerkzeugen zur Außenbearbeitung

SN** Toolholder · Halter

P-Clamping · P-Halter

PSBNR/ L

Kr:75°



R type
Rechtsausführung



Type · Typ	Stock Lager		Dimension (mm) Abmessung						Screw Schraube	Shim Unterlage	Wrench Schlüssel	Lever Kniehebel	Shim pin Rohrstift	
	R	L	a	b	L	h	s	e						
PSBNR/ L	1616H09	●	●	16	16	100	16	13	21	LEM6×13.4A	S09AP	WH25L	L3	SP10
	2020K09	●	●	20	20	125	20	17	23					
	2020K12	●	●	20	20	125	20	17	28					
	2525M12	●	●	25	25	125	25	22	28	LEM8×21	S12AP	WH30L	L4	SP4
	3225P12	●	●	32	25	170	32	22	28					
	3232P12	●	●	32	32	170	32	27	28					
	2525M15	●	●	25	25	150	25	22	35	LEM8×25	S15AP	WH30L	L5	SP5
	3232P15	●	●	32	32	170	32	27	35					
	3232P19	●	●	32	32	170	32	27	40	LEM10×27	S19AP	WH40L	L6	SP6
	4040S19	●	●	40	40	250	40	35	40					
4040S2507	●	●	40	40	250	40	35	48	LEM12×36A	S25AP	WH50L	L8	SP8	
4040S2509	●	●	40	40	250	40	35	48		S25AP-09				

Applicable insert
Wendeschneidplatten

Application Anwendung	Finishing Schlichten	Semi-Finishing Mittlere Bearbeitung	Roughing Schruppen	Heavy Duty Schwerzerspannung	Cast iron machining Grauguss Bearbeit.	PCBN · PCD PCBN · PKD
insert shape Schneidplattenform	DF A67	PM A68	DR Double-side A70	HDR A72	A74	A124
	EF A67	DM A69	DR Single-side A70			
	SF A68	EM A69	ER Double-side A71			
		NM A70	ER Single-side A71			
PSBNR/L**H / K09	SN**0903**	SN**0903**			SN**0903**	
PSBNR/L**K / M / P12	SN**1204**	SN**1204**	SN**1204**	SN**1204**	SN**1204**	SN**1204**
PSBNR/L**M / P15	SN**1506**	SN**1506**	SN**1506**	SN**1506**	SN**1506**	
PSBNR/L**P / S19		SN**1906**	SN**1906**	SN**1906**	SN**1906**	
PSBNR/L**S2507			SN**2507**	SN**2507**		
PSBNR/L**S2509			SN**2509**	SN**2509**		

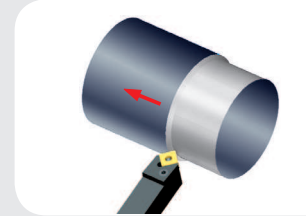
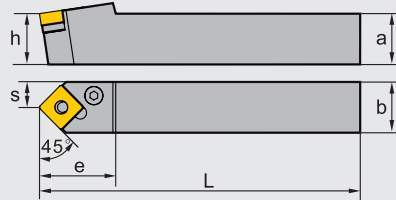
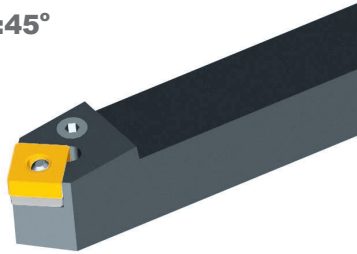
● ex stock · ab Lager ○ on demand · Anfrage






SN** Toolholder · Halter

P-Clamping · P-Halter















PSDNN

Kr:45°



Type · Typ	Stock Lager	Dimension (mm) Abmessung						Screw Schraube	Shim Unterlage	Wrench Schlüssel	Lever Kniehebel	Shim pin Rohrstift	
		a	b	L	h	s	e						
PSDNN	1212F09	○	12	12	80	12	6	21	LEM5×12B	—	WH20L	L3B	—
	1616H09	●	16	16	100	16	8	23	LEM6×13.4A	S09AP	WH25L	L3	SP10
	2020K12	●	20	20	125	20	10	30	LEM8×21	S12AP	WH30L	L4	SP4
	2525M12	●	20	20	150	20	12.5	30					
	3232P12	●	32	32	170	32	16	40	LEM8×25	S15AP	WH30L	L5	SP5
	2525M15	●	25	25	150	25	12.5	40					
	3232P15	●	32	32	170	32	16	40	LEM10×27	S19AP	WH40L	L6	SP6
	3232P19	●	32	32	170	32	16	40					
4040S19	●	40	40	250	40	20	40						

Applicable insert
Wendeschneidplatten

Application Anwendung	Finishing Schlichten	Semi-Finishing Mittlere Bearbeitung	Roughing Schruppen	Heavy Duty Schwerzerspannung	Cast iron machining Grauguss Bearbeit.	PCBN · PCD PCBN · PKD
insert shape Schneidplattenform	DF  A67	PM  A68	DR  A70 Double-side	HDR  A72	 A74	 A124
	EF  A67	DM  A69	DR  A70 Single-side			
	SF  A68	EM  A69	ER  A71 Double-side			
		NM  A70	ER  A71 Single-side			
Type · Typ	PSDNN**F / H09	SN**0903**	SN**0903**		SN**0903**	
	PSDNN**K / M / P12	SN**1204**	SN**1204**	SN**1204**	SN**1204**	SN**1204**
	PSDNN**M / P15	SN**1506**	SN**1506**	SN**1506**	SN**1506**	
	PSDNN**P / S19		SN**1906**	SN**1906**	SN**1906**	

Turning · Drehen

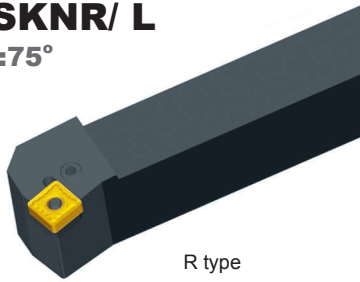
External turning tools · Drehwerkzeugen zur Außenbearbeitung

SN** Toolholder · Halter

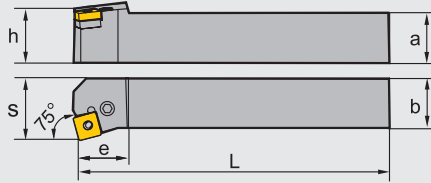
P-Clamping · P-Halter






PSKNR/ L

Kr:75°

















R type
Rechtsausführung



Type · Typ	Stock Lager		Dimension (mm) Abmessung						Screw Schraube	Shim Unterlage	Wrench Schlüssel	Lever Kniehebel	Shim pin Rohrstift	
	R	L	a	b	L	h	s	e						
PSKNR/ L	1616H09	●	●	16	16	100	16	20	17	LEM6×13.4A	S09AP	WH25L	L3	SP10
	2020K09	●	●	20	20	125	20	25	20					
	2020K12	●	●	20	20	125	20	25	26					
	2525M12	●	●	25	25	150	25	32	26	LEM8×21	S12AP	WH30L	L4	SP4
	3232P12	●	●	32	32	170	32	40	26					
	2525M15	●	●	25	25	150	25	32	32	LEM8×25	S15AP	WH30L	L5	SP5
	3232P15	●	●	32	32	170	32	40	32					
	3232P19	●	●	32	32	170	32	40	36	LEM10×27	S19AP	WH40L	L6	SP6
4040S19	●	●	40	40	250	40	50	40						

Applicable insert
Wendeschneidplatten

Application Anwendung	Finishing Schlichten	Semi-Finishing Mittlere Bearbeitung	Roughing Schruppen	Heavy Duty Schwerzerspanung	Cast iron machining Grauguss Bearbeitung	PCBN · PCD PCBN · PKD
insert shape Schneidplattenform	DF  A67	PM  A68	DR  A70	HDF  A72	 A74	 A124
	EF  A67	DM  A69	DR  A70			
	SF  A68	EM  A69	ER  A71			
		NM  A70	ER  A71			
Type · Typ	PSKNR/ L**H / K09	SN**0903**	SN**0903**		SN**0903**	
	PSKNR/ L**K / M / P12	SN**1204**	SN**1204**	SN**1204**	SN**1204**	SN**1204**
	PSKNR/ L**M / P15	SN**1506**	SN**1506**	SN**1506**	SN**1506**	
	PSKNR/ L**P / S19		SN**1906**	SN**1906**	SN**1906**	

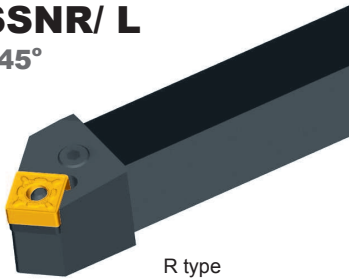
● ex stock · ab Lager ○ on demand · Anfrage

SN** Toolholder · Halter


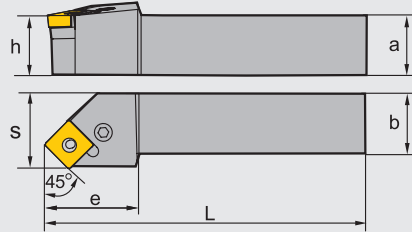
P-Clamping · P-Halter






PSSNR/ L

Kr:45°

















R type
Rechtsausführung



Type · Typ		Stock Lager		Dimension (mm) Abmessung						Screw Schraube	Shim Unterlage	Wrench Schlüssel	Lever Kniehebel	Shim pin Rohrstift
		R	L	a	b	L	h	s	e					
PSSNR/ L	1616H09	●	●	16	16	100	16	20	25	LEM6×13.4A	S09AP	WH25L	L3	SP10
	2020K12	●	●	20	20	125	20	25	30					
	2525M12	●	●	25	25	150	25	32	30	LEM8×21	S12AP	WH30L	L4	SP4
	3232P12	●	●	32	32	170	32	40	40					
	2525M15	●	●	25	25	150	25	32	30	LEM8×25	S15AP	WH30L	L5	SP5
	3232P15	●	●	32	32	170	32	40	40					
	3232P19	●	●	32	32	170	32	40	40	LEM10×27	S19AP	WH40L	L6	SP6
	4040S19	●	●	40	40	250	40	50	50					
	4040S2507	●	●	40	40	250	40	50	50	LEM12×36A	S25AP	WH50L	L8	SP8
	4040S2509	●	●	40	40	250	40	50	50		S25AP-09			

Applicable insert
Wendeschneidplatten

Application Anwendung	Finishing Schlichten	Semi-Finishing Mittlere Bearbeitung	Roughing Schruppen	Heavy Duty Schwerzerspanung	Cast iron machining Grauguss Bearbeit.	PCBN · PCD PCBN · PKD
insert shape Schneidplattenform	DF  A67	PM  A68	DR Double-side  A70	HDR  A72	 A74	 A124
	EF  A67	DM  A69	DR Single-side  A70			
	SF  A68	EM  A69	ER Double-side  A71			
		NM  A70	ER Single-side  A71			
PSSNR/ L**H09	SN**0903**	SN**0903**	SN**0903**		SN**0903**	
PSSNR/ L**K / M / P12	SN**1204**	SN**1204**	SN**1204**	SN**1204**	SN**1204**	SN**1204**
PSSNR/ L**M / P15	SN**1506**	SN**1506**	SN**1506**	SN**1506**	SN**1506**	
PSSNR/ L**P / S19		SN**1906**	SN**1906**	SN**1906**	SN**1906**	
PSSNR/ L**S2507			SN**2507**	SN**2507**		
PSSNR/ L**S2509			SN**2509**	SN**2509**		

Turning · Drehen

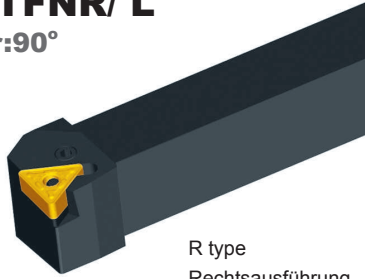
External turning tools · Drehwerkzeugen zur Außenbearbeitung

TN** Toolholder · Halter


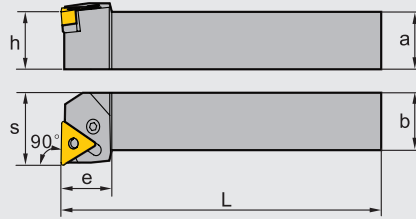
P-Clamping · P-Halter






PTFNR/ L

Kr:90°
















R type
Rechtsausführung



Type · Typ	Stock Lager		Dimension (mm) Abmessung						Screw Schraube	Shim Unterlage	Wrench Schlüssel	Lever Kniehebel	Shim pin Rohrstift	
	R	L	a	b	L	h	s	e						
PTFNR/ L	1616H16	●	●	16	16	100	16	20	20	LEM6×13.4A	T16AP	WH25L	L3	SP3
	2020K16	●	●	20	20	125	20	25	20					
	2525M16	●	●	25	25	150	25	32	20					
	2525M22	●	●	25	25	150	25	32	25	LEM8×21	T22AP	WH30L	L4	SP4
	3232P22	●	●	32	32	170	32	40	25					
	3232P27	●	●	32	32	170	32	40	34	LEM8×25	T27AP	WH30L	L5	SP5
4040S27	●	●	40	40	250	40	50	34						

Applicable insert
Wendeschneidplatten

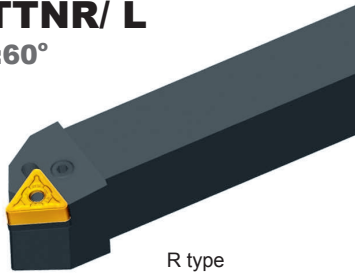
Application Anwendung	Finishing Schlichten	Semi-Finishing Mittlere Bearbeitung	Roughing Schruppen	Heavy Duty Schwerzerspannung	Cast iron machining Grauguss Bearbit.	PCBN · PCD PCBN · PKD
insert shape Schneidplattenform	DF  A76	PM  A77	DR  A78	HDR  A80	 A81	 A125
	WG Wiper inserts  A76	DM  A77	DR  A79			
	SF  A76	EM  A78	ER  A71			
	EF  A76					
Typ	PTFNR/ L**H / K / M16	TN**1604**	TN**1604**	TN**1604**	TN**1604**	TN**1604**
Typ	PTFNR/ L**M / P22	TN**2204**	TN**2204**	TN**2204**	TN**2204**	TN**2204**
Typ	PTFNR/ L**P / S27			TN**2706**	TN**2706**	TN**2706**

● ex stock · ab Lager ○ on demand · Anfrage


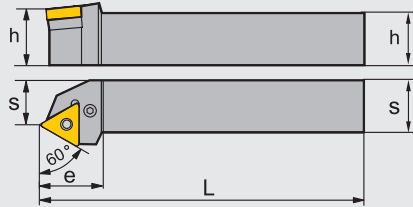
TN** Toolholder · Halter

P-Clamping · P-Halter

PTTNR/ L Kr:60°















R type
Rechtsausführung



Type · Typ		Stock Lager		Dimension (mm) Abmessung						Screw Schraube	Shim Unterlage	Wrench Schlüssel	Lever Kniehebel	Shim pin Rohrstift
		R	L	a	b	L	h	s	e					
PTTNR/ L	1616H16	●	●	16	16	100	16	13	25	LEM6×13.4A	T16AP	WH25L	L3	SP3
	2020K16	●	●	20	20	125	20	17	25					
	2525M22	●	●	25	25	150	20	22	32					

Applicable insert
Wendeschneidplatten

Application Anwendung	Finishing Schlichten	Semi-Finishing Mittlere Bearbeitung	Roughing Schruppen	Heavy Duty Schwerzerspannung	Cast iron machining Grauguss Bearbeit.	PCBN · PCD PCBN · PKD
insert shape Schneidplattenform	DF  A76	PM  A77	DR  A78	HDR  A80	 A81	 A125
	SF  A76	DM  A77	DR  A79			
	EF  A76	EM  A78	ER  A71			
Type	PTTNR / L**H / K16	TN**1604**	TN**1604**	TN**1604**	TN**1604**	TN**1604**
Type	PTTNR / L**M22	TN**2204**	TN**2204**	TN**2204**	TN**2204**	TN**2204**

Turning · Drehen

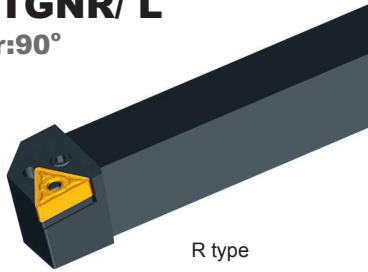
External turning tools · Drehwerkzeugen zur Außenbearbeitung

TN** Toolholder · Halter


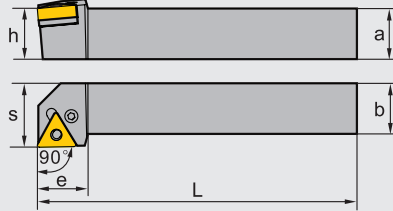
P-Clamping · P-Halter

PTGNR/ L

Kr:90°
















R type
Rechtsausführung



Type · Typ		Stock Lager		Dimension (mm) Abmessung					Screw Schraube	Shim Unterlage	Wrench Schlüssel	Lever Kniehebel	Shim pin Rohrstift	
		R	L	a	b	L	h	s						e
PTGNR/ L	1010E11	○	○	10	10	70	10	14	16	LEM5×9B	—	WH20L	L2	—
	1212F11	○	○	12	12	80	12	16	14					
	1616H11	●	●	16	16	100	16	20	18					
	2020K11	●	●	20	20	125	20	25	19					
	2525M11	●	●	25	25	150	25	32	20					
	1616H16	●	●	16	16	100	16	20	20					
	2020K16	●	●	20	20	125	20	25	20	LEM6×13.4A	T16AP	WH25L	L3	SP3
	2525M16	●	●	25	25	150	25	32	20					
	3232P16	●	●	32	32	170	32	40	20					
	2525M22	●	●	25	25	150	25	32	28					
	3232P22	●	●	32	32	170	32	40	28	LEM8×21	T22AP	WH30L	L4	SP4
	3232P27	●	●	32	32	170	32	40	33					
4040S27	●	●	40	40	250	40	50	33	LEM8×25	T27AP	WH30L	L5	SP5	

Applicable insert
Wendeschneidplatten

Application Anwendung	Finishing Schlichten	Semi-Finishing Mittlere Bearbeitung	Roughing Schruppen	Heavy Duty Schwerzerspanung	Cast iron machining Grauguss Bearbeit.	PCBN · PCD PCBN · PKD
insert shape Schneidplattenform	DF  A76	PM  A77	DR  A78	HDR  A80	 A81	 A125
	WG  A76	DM  A77	DR  A79			
	SF  A76	EM  A78	ER  A71			
	EF  A76					
Type · Typ	PTGNR/L**E / F / H / K / M11	TN**1103**	TN**1103**		TN**1103**	
	PTGNR/L**H / K / M16	TN**1604**	TN**1604**	TN**1604**	TN**1604**	TN**1604**
	PTGNR / L**M / P22	TN**2204**	TN**2204**	TN**2204**	TN**2204**	TN**2204**
	PTGNR/L**P / S27		TN**2706**	TN**2706**	TN**2706**	TN**2706**

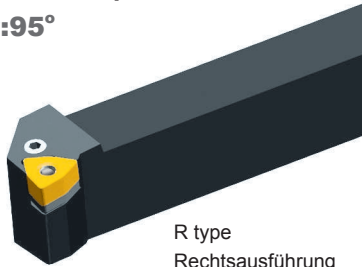
● ex stock · ab Lager ○ on demand · Anfrage

WN** Toolholder · Halter

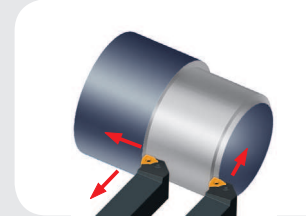
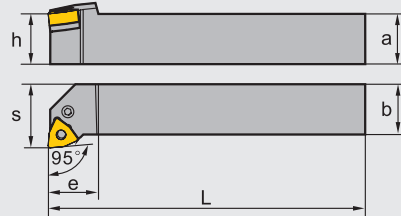
P-Clamping · P-Halter

PWLNLR/ L

Kr:95°














R type
Rechtsausführung



Type · Typ		Stock Lager		Dimension (mm) Abmessung					Screw Schraube	Shim Unterlage	Wrench Schlüssel	Lever Kniehebel	Shim pin Rohrstift	
		R	L	a	b	L	h	s	e					
PWLNLR/ L	1616H06	●	●	16	16	100	16	20	20	LEM6×13.4A	W06AP	WH25L	L3	SP3
	2020K06	●	●	20	20	125	20	25	20					
	2525M06	●	●	25	25	150	25	32	20					
	2020K08	●	●	20	20	125	20	25	26	LEM8×21	W08AP	WH30L	L4	SP4
	2525M08	●	●	25	25	150	25	32	26					

Applicable insert
Wendeschneidplatten

Application Anwendung	Finishing Schichten	Semi-Finishing Mittlere Bearbeitung	Roughing Schruppen	Cast iron machining Grauguss Bearbeit.	
insert shape Schneidplattenform	DF  A84	PM  A86	DR Double-side  A87	Flat  A87	
	WG Wiper inserts  A84	DM  A86			
	SF  A85	EM  A86			
	EF  A85	NM  A87			
	NF  A85				
Type · Typ	PWLNLR/ L**H / K / M06	WN**0604**	WN**0604**	WN**0604**	WN**0604**
	PWLNLR/ L**K / M08	WN**0804**	WN**0804**	WN**0804**	WN**0804**

Turning · Drehen

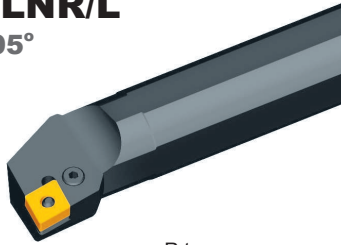
Internal turning tools · Drehwerkzeuge zur Innenbearbeitung

CN** Toolholder · Halter

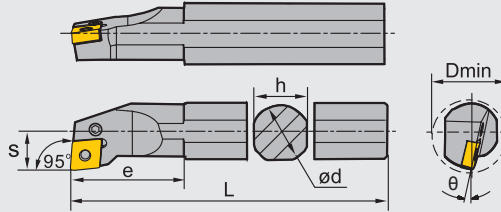
P-Clamping / P-Halter

PCLNR/L

Kr:95°



R type
Rechtsausführung



Type · Typ	Stock Lager		Dimension (mm) Abmessung							Screw Schraube	Wrench Schlüssel	Lever Kniehebel	Shim Unterlage	Shim pin Rohrstift
	R	L	Dmin	ød	h	L	s	θ	e					
S16M-PCLNR/L09	●	●	20	16	15	150	11	-12°	28	LEM5×9B	WH20L	L3C	—	—
S16R-PCLNR/L09	●	●	20	16	15	200	11	-12°	28					
S20Q-PCLNR/L09	●	●	25	20	18	180	13	-11°	31					
S20S-PCLNR/L09	●	●	25	20	18	250	13	-11°	31					
S25Q-PCLNR/L09	●	●	32	25	23	180	17	-10°	35					
S25T-PCLNR/L09	●	●	32	25	23	300	17	-10°	35	LEM6×13.4A	WH25L	L4A	—	—
S25Q-PCLNR/L12	●	●	32	25	23	180	17	-12°	40					
S25T-PCLNR/L12	●	●	32	25	23	300	17	-12°	40					
S32R-PCLNR/L12	●	●	44	32	30	200	22	-10°	50					
S32U-PCLNR/L12	●	●	44	32	30	350	22	-10°	50					
S40S-PCLNR/L12	●	●	54	40	37	250	27	-10°	55	LEM8×21	WH30L	L4	C12APB	SP4
S40V-PCLNR/L12	●	●	54	40	37	400	27	-10°	55					
S50S-PCLNR/L12	●	●	63	50	47	250	35	-10°	56					
S50W-PCLNR/L12	●	●	63	50	47	450	35	-10°	56					
S50S-PCLNR/L19	●	●	63	50	47	250	35	-10°	63					
S50W-PCLNR/L19	●	●	63	50	47	450	35	-10°	63	LEM10×27	WH40L	L6	C19AP	SP6
◆ A25R-PCLNR/L12	●	●	32	25	24	200	17	-12°	40					
◆ A32S-PCLNR/L12	●	●	44	32	31	250	22	-10°	50					

● ex stock · ab Lager ○ on demand · auf Anfrage ◆ Toolholder with holes for coolant · Klemhalter mit Kühlmittelbohrung

Turning · Drehen

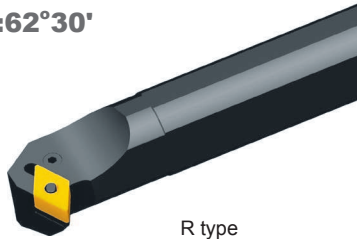
Internal turning tools · Drehwerkzeuge zur Innenbearbeitung

CN** Toolholder · Halter

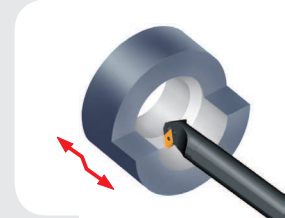
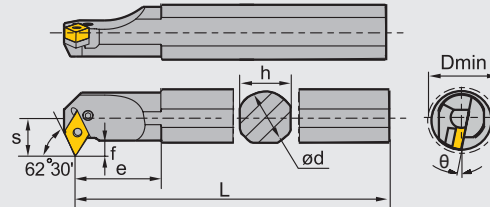
P-Clamping / P-Halter

PDSNR/L

Kr:62°30'
















R type
Rechtsausführung



Type · Typ	Stock Lager		Dimension (mm) Abmessung								Screw Schraube	Wrench Schlüssel	Lever Kniehebel	Shim Unterlage	Shim pin Rohrstift
	R	L	Dmin	ød	h	L	S	θ	e	f					
S32R-PDSNR/L15	●	●	40	32	30	200	22	-11°	45	8,5	LEM8×21	WH30L	L4B	D15AP	SP4
S32U-PDSNR/L15	●	●	40	32	30	350	22	-11°	45	8,5					
S32R-PDSNR/L15-3	●	●	40	32	30	200	22	-11°	45	8,5	LEM8×21	WH30L	L4	D15AP	SP4
S32U-PDSNR/L15-3	●	●	40	32	30	350	22	-11°	45	8,5					
S40S-PDSNR/L15	●	●	50	40	37	250	27	-11°	43	9,4	LEM8×21	WH30L	L4B	D15AP	SP4
S40V-PDSNR/L15	●	●	50	40	37	400	27	-11°	43	9,4					
S40S-PDSNR/L15-3	●	●	50	40	37	250	27	-11°	43	9,4	LEM8×21	WH30L	L4	D15AP	SP4
S40V-PDSNR/L15-3	●	●	50	40	37	400	27	-11°	43	9,4					
◆ A32S-PDSNR/L15	●	●	40	32	31	250	22	-11°	45	8,5	LEM8×21	WH30L	L4B	D15AP	SP4
◆ A32S-PDSNR/L15-3	●	●	40	32	31	250	22	-11°	45	8,5	LEM8×21	WH30L	L4	D15AP	SP4

Applicable insert
Wendeschneidplatten

Application Anwendung	Finishing Schlichten	Semi-Finishing Mittlere Bearbeitung	Roughing Schruppen	Cast iron machining Grauguss Bearbeitung
insert shape Schneidplattenform	DF  A61	PM  A62	DR Double-side  A56	Flat  A65
	SF  A61	DM  A63	DR Single-side  A57	
	EF  A62	EM  A64	ER Double-side  A57	
	NF  A62	NM  A64	ER Single-side  A57	
Type · Typ	**PDSNR/L-15-3	DN**1504**	DN**1504**	DN**1504**
	PDSNR/L-15	DN1506**	DN**1506**	DN**1506**

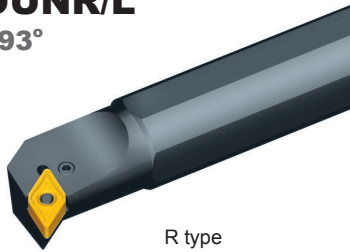
● ex stock · ab Lager ○ on demand · auf Anfrage ◆ Toolholder with holes for coolant · Klemhalter mit Kühlmittelbohrung

DN** Toolholder · Halter

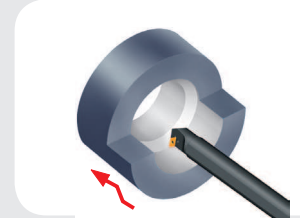
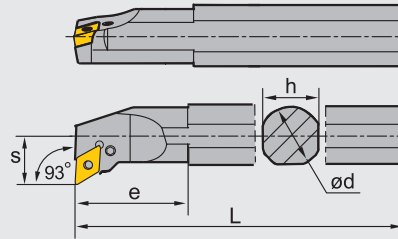
P-Clamping / P-Halter

PDUNR/L

Kr:93°



R type
Rechtsausführung



Type · Typ	Stock Lager		Dimension (mm) Abmessung							Screw Schraube	Wrench Schlüssel	Lever Kniehebel	Shim Unterlage	Shim pin Rohrstift
	R	L	Dmin	ød	h	L	S	θ	e					
S20Q-PDUNR/L11	●	●	25	20	18	180	13	-16°	30	LEM5×12B	WH20L	L3D	—	—
S20S-PDUNR/L11	●	●	25	20	18	250	13	-16°	30					
S25Q-PDUNR/L11	○	○	32	25	23	180	17	-13°	35					
S25T-PDUNR/L11	●	●	32	25	23	300	17	-13°	35	LEM6×17	WH25L	L3	D11AP	SP3
S32R-PDUNR/L11	●	●	40	32	30	200	22	-16°	40					
S32U-PDUNR/L11	●	●	40	32	30	350	22	-16°	40					
S32R-PDUNR/L15	●	●	40	32	30	200	22	-16°	50	LEM8×21	WH30L	L4B	D15AP	SP4
S32U-PDUNR/L15	●	●	40	32	30	350	22	-16°	50					
S32R-PDUNR/L15-3	●	●	40	32	30	200	22	-16°	50					
S32U-PDUNR/L15-3	●	●	40	32	30	350	22	-16°	50	LEM8×21	WH30L	L4	D15AP	SP4
S40S-PDUNR/L15	●	●	50	40	37	250	27	-11°	50					
S40V-PDUNR/L15	●	●	50	40	37	400	27	-11°	50					
S40S-PDUNR/L15-3	●	●	50	40	37	250	27	-11°	50	LEM8×21	WH30L	L4	D15AP	SP4
S40V-PDUNR/L15-3	●	●	50	40	37	400	27	-11°	50					
◆ A32S- PDUNR/L15	●	●	40	32	31	250	22	-16°	50					
◆ A32S- PDUNR/L15-3	●	●	40	32	31	250	22	-16°	50	LEM8×21	WH30L	L4	D15AP	SP4

◆ Toolholder with holes for Coolant · Klemmhalter mit Kühlmittelbohrung

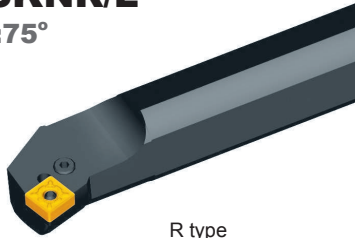
● ex stock · ab Lager ○ on demand · auf Anfrage

SN** Toolholder · Halter

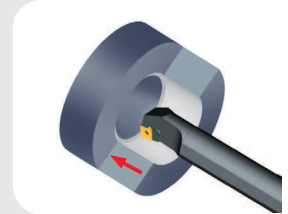
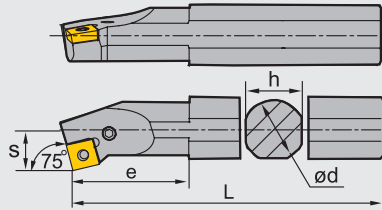
P-Clamping / P-Halter

PSKNR/L

Kr:75°















R type
Rechtsausführung



Type · Typ	Stock Lager		Dimension (mm) Abmessung							Screw Schraube	Wrench Schlüssel	Lever Kniehebel	Shim Unterlage	Shim pin Rohrstift
	R	L	Dmin	ød	h	L	S	θ	e					
S25Q-PSKNR/L12	○	○	32	25	23	180	17	-12°	42	LEM6×13.4A	WH25L	L4A	—	—
S25T-PSKNR/L12	●	●	32	25	23	300	17	-12°	42					
S32R-PSKNR/L12	●	●	44	32	30	200	22	-10°	45	LEM8×21	WH30L	L4	S12APB	SP4
S32U-PSKNR/L12	●	●	44	32	30	350	22	-10°	45					
S40S-PSKNR/L12	●	●	54	40	37	250	27	-10°	50					
S40V-PSKNR/L12	●	●	54	40	37	400	27	-10°	50					
◆ A25R-PSKNR/L12	●	●	32	25	24	200	17	-12°	42	LEM6×13.4A	WH25L	L4A	—	—
◆ A32S-PSKNR/L12	●	●	44	32	31	250	22	-12°	50	LEM8×21	WH30L	L4	S12APB	SP4

Applicable insert
Wendeschneidplatten

Application Anwendung	Finishing Schlichten	Semi-Finishing Mittlere Bearbeitung	Roughing Schruppen	Heavy Duty Schwerzerspannung	Cast iron machining Grauguss Bearbeit.
insert shape Schneidplattenform	SF  A68	DF  A67	PM  A68	DR Double-side  A70	Flat  A74
		EF  A67	DM  A69	DR Single-side  A70	
			EM  A69	ER Double-side  A71	
			NM  A70	ER Single-side  A71	
Type · Typ	**PSKNR/L12	SN**1204**	SN**1204**	SN**1204**	SN**1204**

◆ Toolholder with holes for Coolant · Klemhalter mit Kühlmittelbohrung ● ex stock · ab Lager ○ on demand · auf Anfrage

Turning · Drehen

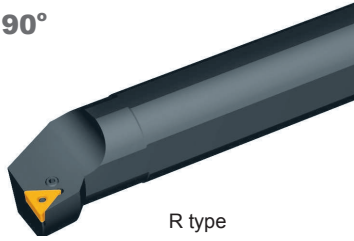
Internal turning tools · Drehwerkzeuge zur Innenbearbeitung

TN** Toolholder · Halter


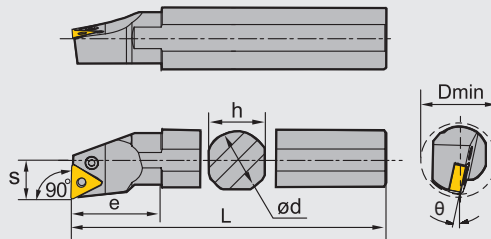
P-Clamping / P-Halter

PTFNR/L

Kr:90°














R type
Rechtsausführung



Type · Typ	Stock Lager		Dimension (mm) Abmessung							Screw Schraube	Wrench Schlüssel	Lever Kniehebel	Shim Unterlage	Shim pin Rohrstift
	R	L	Dmin	ød	h	L	S	θ	e					
S16M-PTFNR/L11	●	●	20	16	15	150	11	-14°	28	LEM5×9B	WH20L	L2	—	—
S16R-PTFNR/L11	●	●	20	16	15	200	11	-14°	28					
S20Q-PTFNR/L11	○	○	25	20	18	180	13	-12°	31					
S20S-PTFNR/L11	●	●	25	20	18	250	13	-12°	31					
S25Q-PTFNR/L11	○	○	32	25	23	180	17	-10°	35					
S25T-PTFNR/L11	●	●	32	25	23	300	17	-10°	35	LEM5×12B	WH20L	L3B	—	—
S25Q-PTFNR/L16	○	○	32	25	23	180	17	-12°	42					
S25T-PTFNR/L16	●	●	32	25	23	300	17	-12°	42					
S32R-PTFNR/L16	○	○	44	32	30	200	22	-10°	50	LEM6×17	WH25L	L3	T16APB	SP3
S32U-PTFNR/L16	●	●	44	32	30	350	22	-10°	50					
S40S-PTFNR/L16	○	○	54	40	37	250	27	-10°	55					
S40V-PTFNR/L16	●	●	54	40	37	400	27	-10°	55					
◆ A25R-PTFNR/L16	○	○	32	25	24	200	17	-12°	40					
◆ A32S-PTFNR/L16	●	●	44	32	31	250	22	-10°	50					

Applicable insert
Wendeschneidplatten

Application Anwendung	Finishing Schlichten	Semi-Finishing Mittlere Bearbeitung	Roughing Schruppen	Cast iron machining Grauguss Bearbeitung
insert shape Schneidplattenform	DF  A76	PM  A77	DR Double-side  A78	Flat  A81
	WG Wiper inserts  A76	DM  A77	DR Single-side  A79	
	SF  A76	EM  A78	ER Double-side  A71	
	EF  A76			
Type · Typ	**PTFNR/L11	TN**1103**	TN**1103**	TN**1103**
	PTFNR/L16	TN1604**	TN**1604**	TN**1604**

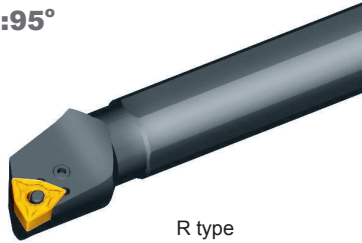
● ex stock · ab Lager ○ on demand · auf Anfrage ◆ Toolholder with holes for coolant · Klemhalter mit Kühlmittelbohrung

WN** Toolholder · Halter

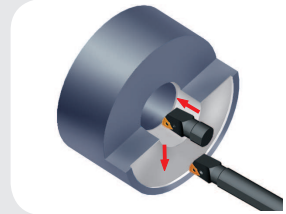
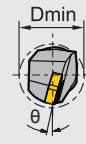
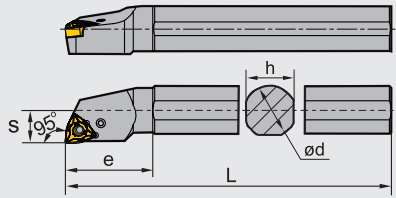
P-Clamping / P-Halter

PWLNR/L

Kr:95°














R type
Rechtsausführung



Type · Typ	Stock Lager		Dimension (mm) Abmessung							Screw Schraube	Wrench Schlüssel	Lever Kniehebel	Shim Unterlage	Shim pin Rohrstift
	R	L	Dmin	ød	h	L	S	θ	e					
S16M-PWLNR/L06	●	●	20	16	15	150	11	-13°	25	LEM5X12B	WH20L	L3B	—	—
S16R-PWLNR/L06	○	○	20	16	15	200	11	-13°	25					
S20Q-PWLNR/L06	●	●	25	20	18	180	13	-13°	35					
S20S-PWLNR/L06	○	○	25	20	18	250	13	-13°	35	LEM5X12B	WH20L	L3B	—	—
S25Q-PWLNR/L06	●	●	32	25	23	180	17	-13°	35					
S25T-PWLNR/L06	○	○	32	25	23	300	17	-13°	35					
S20Q-PWLNR/L08	●	●	25	20	18	180	13	-13°	32	LEM6X13.4A	WH25L	L4A	—	—
S20S-PWLNR/L08	○	○	25	20	18	250	13	-13°	32					
S25Q-PWLNR/L08	○	●	32	25	23	180	17	-13°	45					
S25T-PWLNR/L08	○	○	32	25	23	300	17	-13°	45	LEM8X21	WH30L	L4	W08AP	SP4
S32R-PWLNR/L08	●	●	40	32	30	200	22	-15°	50					
S32U-PWLNR/L08	●	●	40	32	30	350	22	-15°	50					

Applicable insert
Wendeschneidplatten

Application Anwendung	Finishing Schlichten	Semi-Finishing Mittlere Bearbeitung	Roughing Schruppen	Cast iron machining Grauguss Bearbeitung
insert shape Schneidplattenform	DF  A84	PM  A86	DR Double-side  A87	Flat  A87
	WG Wiper inserts  A84	DM  A86		
	SF  A85	EM  A86		
	EF  A85	NM  A87		
	NF  A85			

Type · Typ	**_PWLNR/L06	**_PWLNR/L08
	WN**0604**	WN**0804**
	WN**0604**	WN**0804**
	WN**0604**	WN**0804**
	WN**0604**	WN**0804**

◆ Toolholder with holes for Coolant · Klemmhalter mit Kühlmittelbohrung ● ex stock · ab Lager ○ on demand · auf Anfrage