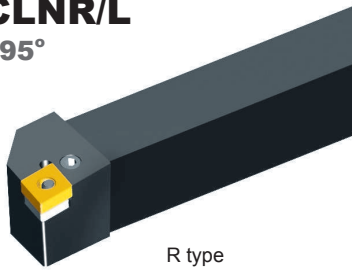


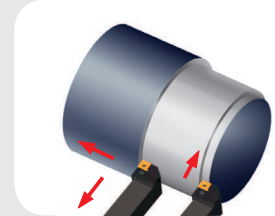
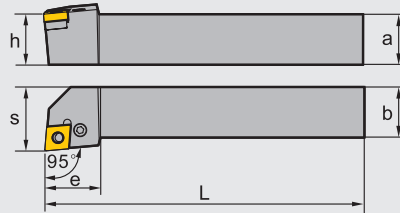
CN\*\* Toolholder · Halter

P-Clamping · P-Halter

### PCLNR/L Kr:95°



















R type  
Rechtsausführung



Type · Typ		Stock Lager		Dimension (mm) Abmessung					Screw Schraube	Shim Unterlage	Wrench Schlüssel	Lever Kniehebel	Shim pin Rohrstift	
		R	L	a	b	L	h	s	e					
<b>PCLNR/ L</b>	<b>1616H09</b>	●	●	16	16	100	16	20	20	LEM6×13.4A	C09AP	WH25L	L3	SP10
	<b>2020K09</b>	●	●	20	20	125	20	25	22					
	<b>2525M09</b>	●	●	25	25	150	25	32	22					
	<b>2020K12</b>	●	●	20	20	125	20	25	28	LEM8×21	C12AP	WH30L	L4	SP4
	<b>2525M12</b>	●	●	25	25	150	25	32	28					
	<b>3232P12</b>	●	●	32	32	170	32	40	28	LEM8×25	C16AP	WH30L	L5	SP5
	<b>2525M16</b>	●	●	25	25	150	25	32	33					
	<b>3232P16</b>	●	●	32	32	170	32	40	33					
	<b>3232P19</b>	●	●	32	32	170	32	40	38	LEM10×27	C19AP	WH40L	L6	SP6
	<b>4040S19</b>	●	●	40	40	250	40	50	38					
<b>4040S2507</b>	●	●	40	40	250	40	50	49	LEM12×36A	C25AP-07 C25AP	WH50L	L8	SP8	
<b>4040S2509</b>	●	●	40	40	250	40	50	49						

Applicable insert  
Wendeschneidplatten

Application Anwendung	Finishing Schlichten	Semi-Finishing Mittlere Bearbeitung	Roughing Schruppen	Heavy Duty Schwerzerspannung	Cast iron Grauguss Bearbeit.	PCBN · PCD PCBN · PKD
insert shape Schneidplattenform	<b>DF</b>  A54	<b>PM</b>  A55	<b>DR</b>  A57	<b>HDR</b>  A58	 A58	 A122
	<b>WG</b>  A53	<b>DM</b>  A54	<b>DR</b>  A57			
	<b>SF</b>  A53	<b>EM</b>  A56	<b>ER</b>  A58			
	<b>EF</b>  A54	<b>NM</b>  A57	<b>ER</b>  A58			
	<b>NF</b>  A55					
<b>PCLNR/L**H / K / M09</b>	CN**0903**	CN**0903**				
<b>PCLNR/L**K / M / P12</b>	CN**1204**	CN**1204**	CN**1204**	CN**1204**	CN**1204**	CN**1204**
<b>PCLNR/L**M / P16</b>	CN**1606**	CN**1606**	CN**1606**	CN**1606**	CN**1606**	
<b>PCLNR/L**P / S19</b>		CN**1906**	CN**1906**	CN**1906**	CN**1906**	
<b>PCLNR/L**S2507</b>			CN**2507**			
<b>PCLNR/L**S2509</b>			CN**2509**			

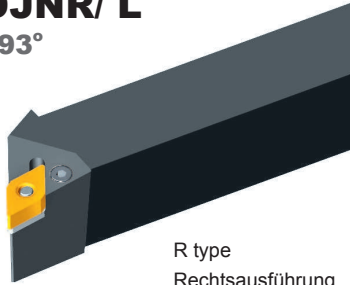
# Turning · Drehen

External turning tools · Drehwerkzeugen zur Außenbearbeitung

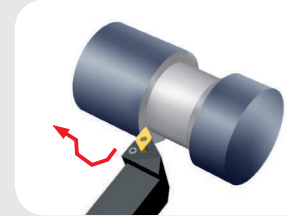
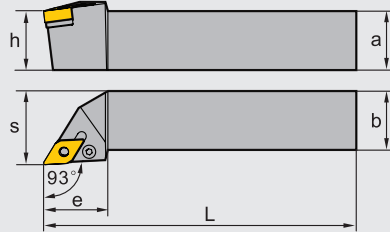
DN\*\* Toolholder · Halter

P-Clamping · P-Halter

## PDJNR/ L Kr:93°



R type  
Rechtsausführung



Type · Typ		Stock Lager		Dimension (mm) Abmessung						Screw Schraube	Shim Unterlage	Wrench Schlüssel	Lever Kniehebel	Shim pin Rohrstift
		R	L	a	b	L	h	s	e					
PDJNR/ L	1616H11	●	●	16	16	100	16	20	25	LEM6×13.4A	D11AP	WH25L	L3	SP3
	2020K11	●	●	20	20	125	20	25	25					
	2525M11	●	●	25	25	150	25	32	30					
	2020K15	●	●	20	20	125	20	25	35	LEM8×21	D15AP	WH30L	L4B	SP4
	2525M15	●	●	25	25	150	25	32	35					
	3232P15	●	●	32	32	170	32	40	35	LEM8×21	D15AP	WH30L	L4	SP4
	2020K15-3	●	●	20	20	125	20	25	35					
	2525M15-3	●	●	25	25	150	25	32	35					
3232P15-3	●	●	32	32	170	32	40	35						

Applicable insert  
Wendeschneidplatten

Application Anwendung	Finishing Schlichten	Semi-Finishing Mittlere Bearbeitung	Roughing Schruppen	Heavy Duty Schwerzerspanung	Cast iron machining Grauguss Bearbeit.	PCBN · PCD PCBN · PKD
insert shape Schneidplattenform	DF  A61	PM  A62	DR Double-side  A56	HDR  A66	A65	A123
	WG  A61	DM  A63	DR Single-side  A57			
	SF  A61	EM  A64	ER Double-side  A57			
	EF  A62	NM  A64	ER Single-side  A57			
	NF  A62					
Type · Typ	PDJNR/L**H / K / M11	DN**1104**	DN**1104**		DN**1104**	
	PDJNR/L**K / M / P15	DN**1506**	DN**1506**	DN**1506**	DN**1506**	DN**1506**
	PDJNR/L**K / M / P15-3	DN**1504**	DN**1504**		DN**1504**	DN**1504**

● ex stock · ab Lager ○ on demand · Anfrage

# Turning · Drehen

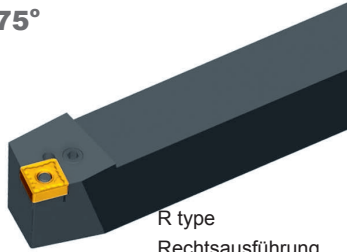
External turning tools · Drehwerkzeugen zur Außenbearbeitung

SN\*\* Toolholder · Halter


P-Clamping · P-Halter

## PSBNR/ L

Kr:75°



R type  
Rechtsausführung



Type · Typ	Stock Lager		Dimension (mm) Abmessung						Screw Schraube	Shim Unterlage	Wrench Schlüssel	Lever Kniehebel	Shim pin Rohrstift	
	R	L	a	b	L	h	s	e						
<b>PSBNR/ L</b>	1616H09	●	●	16	16	100	16	13	21	LEM6×13.4A	S09AP	WH25L	L3	SP10
	2020K09	●	●	20	20	125	20	17	23					
	2020K12	●	●	20	20	125	20	17	28					
	2525M12	●	●	25	25	125	25	22	28	LEM8×21	S12AP	WH30L	L4	SP4
	3225P12	●	●	32	25	170	32	22	28					
	3232P12	●	●	32	32	170	32	27	28					
	2525M15	●	●	25	25	150	25	22	35	LEM8×25	S15AP	WH30L	L5	SP5
	3232P15	●	●	32	32	170	32	27	35					
	3232P19	●	●	32	32	170	32	27	40	LEM10×27	S19AP	WH40L	L6	SP6
	4040S19	●	●	40	40	250	40	35	40					
4040S2507	●	●	40	40	250	40	35	48	LEM12×36A	S25AP	WH50L	L8	SP8	
4040S2509	●	●	40	40	250	40	35	48		S25AP-09				

Applicable insert  
Wendeschneidplatten

Application Anwendung	Finishing Schlichten	Semi-Finishing Mittlere Bearbeitung	Roughing Schruppen	Heavy Duty Schwerzerspannung	Cast iron machining Grauguss Bearbeit.	PCBN · PCD PCBN · PKD
insert shape Schneidplattenform	DF  A67	PM  A68	DR Double-side  A70	HDR  A72	A74	A124
	EF  A67	DM  A69	DR Single-side  A70			
	SF  A68	EM  A69	ER Double-side  A71			
		NM  A70	ER Single-side  A71			
Type · Typ	PSBNR/L**H / K09	SN**0903**	SN**0903**		SN**0903**	
	PSBNR/L**K / M / P12	SN**1204**	SN**1204**	SN**1204**	SN**1204**	SN**1204**
	PSBNR/L**M / P15	SN**1506**	SN**1506**	SN**1506**	SN**1506**	
	PSBNR/L**P / S19		SN**1906**	SN**1906**	SN**1906**	
	PSBNR/L**S2507		SN**2507**	SN**2507**		
	PSBNR/L**S2509		SN**2509**	SN**2509**		


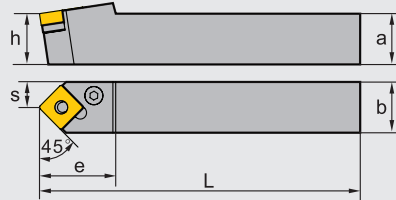
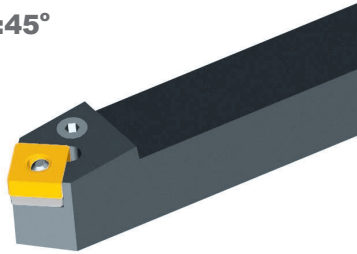
● ex stock · ab Lager ○ on demand · Anfrage






SN\*\* Toolholder · Halter

P-Clamping · P-Halter















### PSDNN

Kr:45°



Type · Typ	Stock Lager	Dimension (mm) Abmessung						Screw Schraube	Shim Unterlage	Wrench Schlüssel	Lever Kniehebel	Shim pin Rohrstift	
		a	b	L	h	s	e						
<b>PSDNN</b>	1212F09	○	12	12	80	12	6	21	LEM5×12B	—	WH20L	L3B	—
	1616H09	●	16	16	100	16	8	23	LEM6×13.4A	S09AP	WH25L	L3	SP10
	2020K12	●	20	20	125	20	10	30	LEM8×21	S12AP	WH30L	L4	SP4
	2525M12	●	20	20	150	20	12.5	30					
	3232P12	●	32	32	170	32	16	40	LEM8×25	S15AP	WH30L	L5	SP5
	2525M15	●	25	25	150	25	12.5	40					
	3232P15	●	32	32	170	32	16	40	LEM10×27	S19AP	WH40L	L6	SP6
	3232P19	●	32	32	170	32	16	40					
4040S19	●	40	40	250	40	20	40						

Applicable insert  
Wendeschneidplatten

Application Anwendung	Finishing Schlichten	Semi-Finishing Mittlere Bearbeitung	Roughing Schruppen	Heavy Duty Schwerzerspannung	Cast iron machining Grauguss Bearbeit.	PCBN · PCD PCBN · PKD
insert shape Schneidplattenform	<b>DF</b>  A67	<b>PM</b>  A68	<b>DR</b>  A70 Double-side	<b>HDR</b>  A72	 A74	 A124
	<b>EF</b>  A67	<b>DM</b>  A69	<b>DR</b>  A70 Single-side			
	<b>SF</b>  A68	<b>EM</b>  A69	<b>ER</b>  A71 Double-side			
		<b>NM</b>  A70	<b>ER</b>  A71 Single-side			
Type · Typ	<b>PSDNN**F / H09</b>	SN**0903**	SN**0903**		SN**0903**	
	<b>PSDNN**K / M / P12</b>	SN**1204**	SN**1204**	SN**1204**	SN**1204**	SN**1204**
	<b>PSDNN**M / P15</b>	SN**1506**	SN**1506**	SN**1506**	SN**1506**	
	<b>PSDNN**P / S19</b>		SN**1906**	SN**1906**	SN**1906**	

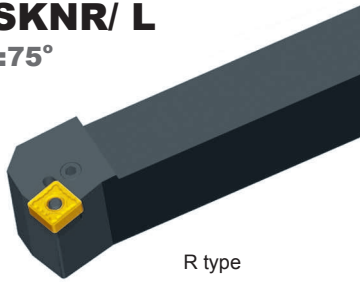
# Turning · Drehen

External turning tools · Drehwerkzeugen zur Außenbearbeitung

SN\*\* Toolholder · Halter






P-Clamping · P-Halter

**PSKNR/ L**  
Kr:75°

















R type  
Rechtsausführung



Type · Typ	Stock Lager		Dimension (mm) Abmessung						Screw Schraube	Shim Unterlage	Wrench Schlüssel	Lever Kniehebel	Shim pin Rohrstift	
	R	L	a	b	L	h	s	e						
<b>PSKNR/ L</b>	<b>1616H09</b>	●	●	16	16	100	16	20	17	LEM6×13.4A	S09AP	WH25L	L3	SP10
	<b>2020K09</b>	●	●	20	20	125	20	25	20					
	<b>2020K12</b>	●	●	20	20	125	20	25	26					
	<b>2525M12</b>	●	●	25	25	150	25	32	26	LEM8×21	S12AP	WH30L	L4	SP4
	<b>3232P12</b>	●	●	32	32	170	32	40	26					
	<b>2525M15</b>	●	●	25	25	150	25	32	32	LEM8×25	S15AP	WH30L	L5	SP5
	<b>3232P15</b>	●	●	32	32	170	32	40	32					
	<b>3232P19</b>	●	●	32	32	170	32	40	36	LEM10×27	S19AP	WH40L	L6	SP6
<b>4040S19</b>	●	●	40	40	250	40	50	40						

Applicable insert  
Wendeschneidplatten

Application Anwendung	Finishing Schlichten	Semi-Finishing Mittlere Bearbeitung	Roughing Schruppen	Heavy Duty Schwerzerspanung	Cast iron machining Grauguss Bearbeitung	PCBN · PCD PCBN · PKD
insert shape Schneidplattenform	<b>DF</b>  A67	<b>PM</b>  A68	<b>DR</b>  A70	<b>HDF</b>  A72	 A74	 A124
	<b>EF</b>  A67	<b>DM</b>  A69	<b>DR</b>  A70			
	<b>SF</b>  A68	<b>EM</b>  A69	<b>ER</b>  A71			
		<b>NM</b>  A70	<b>ER</b>  A71			
Type · Typ	<b>PSKNR/ L**H / K09</b>	SN**0903**	SN**0903**		SN**0903**	
	<b>PSKNR/ L**K / M / P12</b>	SN**1204**	SN**1204**	SN**1204**	SN**1204**	SN**1204**
	<b>PSKNR/ L**M / P15</b>	SN**1506**	SN**1506**	SN**1506**	SN**1506**	
	<b>PSKNR/ L**P / S19</b>		SN**1906**	SN**1906**	SN**1906**	

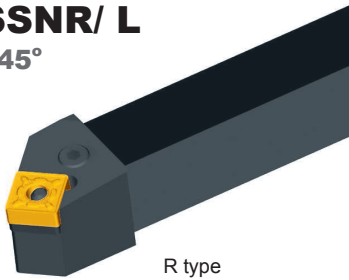
● ex stock · ab Lager ○ on demand · Anfrage

SN\*\* Toolholder · Halter


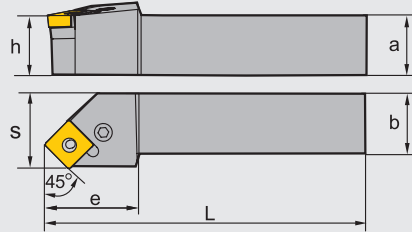
P-Clamping · P-Halter

### PSSNR/ L

Kr:45°

















R type  
Rechtsausführung



Type · Typ		Stock Lager		Dimension (mm) Abmessung						Screw Schraube	Shim Unterlage	Wrench Schlüssel	Lever Kniehebel	Shim pin Rohrstift
		R	L	a	b	L	h	s	e					
<b>PSSNR/ L</b>	<b>1616H09</b>	●	●	16	16	100	16	20	25	LEM6×13.4A	S09AP	WH25L	L3	SP10
	<b>2020K12</b>	●	●	20	20	125	20	25	30	LEM8×21	S12AP	WH30L	L4	SP4
	<b>2525M12</b>	●	●	25	25	150	25	32	30					
	<b>3232P12</b>	●	●	32	32	170	32	40	40	LEM8×25	S15AP	WH30L	L5	SP5
	<b>2525M15</b>	●	●	25	25	150	25	32	30					
	<b>3232P15</b>	●	●	32	32	170	32	40	40	LEM10×27	S19AP	WH40L	L6	SP6
	<b>3232P19</b>	●	●	32	32	170	32	40	40					
	<b>4040S19</b>	●	●	40	40	250	40	50	50	LEM12×36A	S25AP S25AP-09	WH50L	L8	SP8
	<b>4040S2507</b>	●	●	40	40	250	40	50	50					
	<b>4040S2509</b>	●	●	40	40	250	40	50	50					

Applicable insert  
Wendeschneidplatten

Application Anwendung	Finishing Schlichten	Semi-Finishing Mittlere Bearbeitung	Roughing Schruppen	Heavy Duty Schwerzerspanung	Cast iron machining Grauguss Bearbeit.	PCBN · PCD PCBN · PKD
insert shape Schneidplattenform	<b>DF</b>  A67	<b>PM</b>  A68	<b>DR</b> Double-side  A70	<b>HDR</b>  A72	 A74	 A124
	<b>EF</b>  A67	<b>DM</b>  A69	<b>DR</b> Single-side  A70			
	<b>SF</b>  A68	<b>EM</b>  A69	<b>ER</b> Double-side  A71			
		<b>NM</b>  A70	<b>ER</b> Single-side  A71			
<b>PSSNR/ L**H09</b>	SN**0903**	SN**0903**	SN**0903**		SN**0903**	
<b>PSSNR/ L**K / M / P12</b>	SN**1204**	SN**1204**	SN**1204**	SN**1204**	SN**1204**	SN**1204**
<b>PSSNR/ L**M / P15</b>	SN**1506**	SN**1506**	SN**1506**	SN**1506**	SN**1506**	
<b>PSSNR/ L**P / S19</b>		SN**1906**	SN**1906**	SN**1906**	SN**1906**	
<b>PSSNR/ L**S2507</b>			SN**2507**	SN**2507**		
<b>PSSNR/ L**S2509</b>			SN**2509**	SN**2509**		

# Turning · Drehen

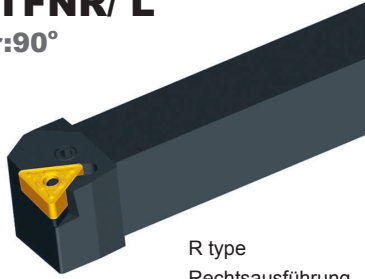
External turning tools · Drehwerkzeugen zur Außenbearbeitung

TN\*\* Toolholder · Halter


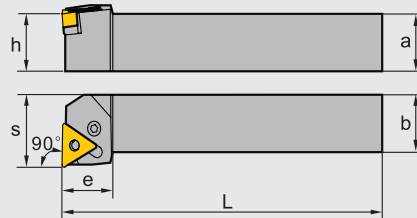
P-Clamping · P-Halter

## PTFNR/ L

Kr:90°
















R type  
Rechtsausführung



Type · Typ		Stock Lager		Dimension (mm) Abmessung						Screw Schraube	Shim Unterlage	Wrench Schlüssel	Lever Kniehebel	Shim pin Rohrstift
		R	L	a	b	L	h	s	e					
<b>PTFNR/ L</b>	<b>1616H16</b>	●	●	16	16	100	16	20	20	LEM6×13.4A	T16AP	WH25L	L3	SP3
	<b>2020K16</b>	●	●	20	20	125	20	25	20					
	<b>2525M16</b>	●	●	25	25	150	25	32	20					
	<b>2525M22</b>	●	●	25	25	150	25	32	25	LEM8×21	T22AP	WH30L	L4	SP4
	<b>3232P22</b>	●	●	32	32	170	32	40	25					
	<b>3232P27</b>	●	●	32	32	170	32	40	34	LEM8×25	T27AP	WH30L	L5	SP5
<b>4040S27</b>	●	●	40	40	250	40	50	34						

Applicable insert  
Wendeschneidplatten

Application Anwendung	Finishing Schlichten	Semi-Finishing Mittlere Bearbeitung	Roughing Schruppen	Heavy Duty Schwerzerspannung	Cast iron machining Grauguss Bearbeit.	PCBN · PCD PCBN · PKD
insert shape Schneidplattenform	<b>DF</b>  A76	<b>PM</b>  A77	<b>DR</b>  A78	<b>HDR</b>  A80	 A81	 A125
	<b>WG</b> Wiper inserts  A76	<b>DM</b>  A77	<b>DR</b>  A79			
	<b>SF</b>  A76	<b>EM</b>  A78	<b>ER</b>  A71			
	<b>EF</b>  A76					
Typ	<b>PTFNR/ L**H / K / M16</b>	TN**1604**	TN**1604**	TN**1604**	TN**1604**	TN**1604**
	<b>PTFNR/ L**M / P22</b>	TN**2204**	TN**2204**	TN**2204**	TN**2204**	TN**2204**
	<b>PTFNR/ L**P / S27</b>			TN**2706**	TN**2706**	TN**2706**

● ex stock · ab Lager ○ on demand · Anfrage

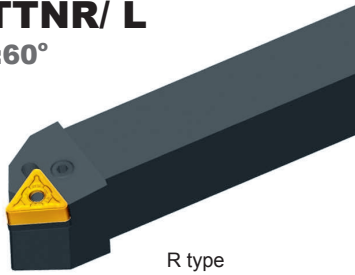


TN\*\* Toolholder · Halter


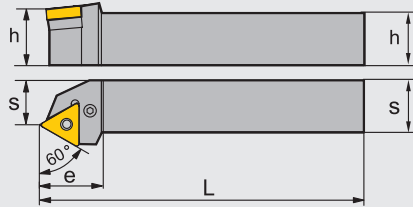
P-Clamping · P-Halter

### PTTNR/ L

Kr:60°















R type  
Rechtsausführung



Type · Typ		Stock Lager		Dimension (mm) Abmessung						Screw Schraube	Shim Unterlage	Wrench Schlüssel	Lever Kniehebel	Shim pin Rohrstift
		R	L	a	b	L	h	s	e					
PTTNR/ L	1616H16	●	●	16	16	100	16	13	25	LEM6×13.4A	T16AP	WH25L	L3	SP3
	2020K16	●	●	20	20	125	20	17	25					
	2525M22	●	●	25	25	150	20	22	32					

Applicable insert  
Wendeschneidplatten

Application Anwendung	Finishing Schlichten	Semi-Finishing Mittlere Bearbeitung	Roughing Schruppen	Heavy Duty Schwerzerspannung	Cast iron machining Grauguss Bearbeit.	PCBN · PCD PCBN · PKD
insert shape Schneidplattenform	<b>DF</b>  A76	<b>PM</b>  A77	<b>DR</b>  A78	<b>HDR</b>  A80	 A81	 A125
	<b>SF</b>  A76	<b>DM</b>  A77	<b>DR</b>  A79			
	<b>EF</b>  A76	<b>EM</b>  A78	<b>ER</b>  A71			
Type	PTTNR / L**H / K16	TN**1604**	TN**1604**	TN**1604**	TN**1604**	TN**1604**
Type	PTTNR / L**M22	TN**2204**	TN**2204**	TN**2204**	TN**2204**	TN**2204**



# Turning · Drehen

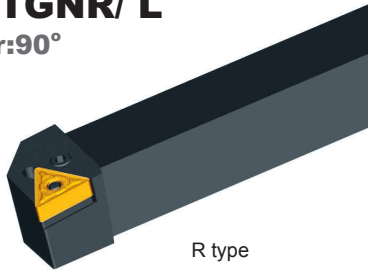
External turning tools · Drehwerkzeugen zur Außenbearbeitung

TN\*\* Toolholder · Halter


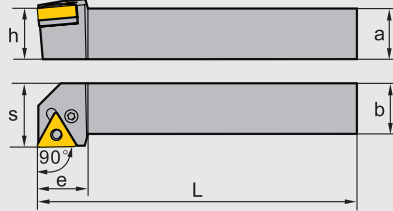
P-Clamping · P-Halter

## PTGNR/ L

Kr:90°
















R type  
Rechtsausführung



Type · Typ		Stock Lager		Dimension (mm) Abmessung					Screw Schraube	Shim Unterlage	Wrench Schlüssel	Lever Kniehebel	Shim pin Rohrstift	
		R	L	a	b	L	h	s						e
PTGNR/ L	1010E11	○	○	10	10	70	10	14	16	LEM5×9B	—	WH20L	L2	—
	1212F11	○	○	12	12	80	12	16	14					
	1616H11	●	●	16	16	100	16	20	18					
	2020K11	●	●	20	20	125	20	25	19					
	2525M11	●	●	25	25	150	25	32	20					
	1616H16	●	●	16	16	100	16	20	20					
	2020K16	●	●	20	20	125	20	25	20	LEM6×13.4A	T16AP	WH25L	L3	SP3
	2525M16	●	●	25	25	150	25	32	20					
	3232P16	●	●	32	32	170	32	40	20					
	2525M22	●	●	25	25	150	25	32	28					
	3232P22	●	●	32	32	170	32	40	28	LEM8×21	T22AP	WH30L	L4	SP4
	3232P27	●	●	32	32	170	32	40	33					
4040S27	●	●	40	40	250	40	50	33	LEM8×25	T27AP	WH30L	L5	SP5	

Applicable insert  
Wendeschneidplatten

Application Anwendung	Finishing Schlichten	Semi-Finishing Mittlere Bearbeitung	Roughing Schruppen	Heavy Duty Schwerzerspanung	Cast iron machining Grauguss Bearbeit.	PCBN · PCD PCBN · PKD
insert shape Schneidplattenform	<b>DF</b>  A76	<b>PM</b>  A77	<b>DR</b>  A78	<b>HDR</b>  A80	 A81	 A125
	<b>WG</b>  A76	<b>DM</b>  A77	<b>DR</b>  A79			
	<b>SF</b>  A76	<b>EM</b>  A78	<b>ER</b>  A71			
	<b>EF</b>  A76					
Type · Typ	PTGNR/L**E / F / H / K / M11	TN**1103**	TN**1103**		TN**1103**	
	PTGNR/L**H / K / M16	TN**1604**	TN**1604**	TN**1604**	TN**1604**	TN**1604**
	PTGNR / L**M / P22	TN**2204**	TN**2204**	TN**2204**	TN**2204**	TN**2204**
	PTGNR/L**P / S27		TN**2706**	TN**2706**	TN**2706**	TN**2706**

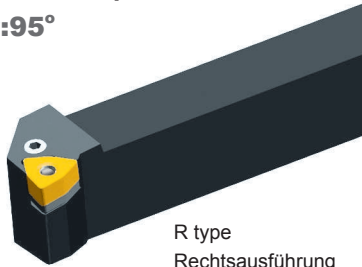
● ex stock · ab Lager ○ on demand · Anfrage

WN\*\* Toolholder · Halter

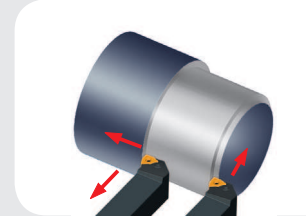
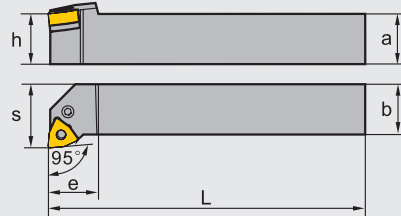
P-Clamping · P-Halter

### PWLNLR/ L

Kr:95°














R type  
Rechtsausführung



Type · Typ		Stock Lager		Dimension (mm) Abmessung					Screw Schraube	Shim Unterlage	Wrench Schlüssel	Lever Kniehebel	Shim pin Rohrstift	
		R	L	a	b	L	h	s	e					
<b>PWLNLR/ L</b>	<b>1616H06</b>	●	●	16	16	100	16	20	20	LEM6×13.4A	W06AP	WH25L	L3	SP3
	<b>2020K06</b>	●	●	20	20	125	20	25	20					
	<b>2525M06</b>	●	●	25	25	150	25	32	20					
	<b>2020K08</b>	●	●	20	20	125	20	25	26	LEM8×21	W08AP	WH30L	L4	SP4
	<b>2525M08</b>	●	●	25	25	150	25	32	26					

Applicable insert  
Wendeschneidplatten

Application Anwendung	Finishing Schichten	Semi-Finishing Mittlere Bearbeitung	Roughing Schruppen	Cast iron machining Grauguss Bearbeit.	
insert shape Schneidplattenform	<b>DF</b>  A84	<b>PM</b>  A86	<b>DR</b> Double-side  A87	Flat  A87	
	<b>WG</b> Wiper inserts  A84	<b>DM</b>  A86			
	<b>SF</b>  A85	<b>EM</b>  A86			
	<b>EF</b>  A85	<b>NM</b>  A87			
	<b>NF</b>  A85				
Type · Typ	<b>PWLNLR/ L**H / K / M06</b>	WN**0604**	WN**0604**	WN**0604**	WN**0604**
	<b>PWLNLR/ L**K / M08</b>	WN**0804**	WN**0804**	WN**0804**	WN**0804**

# Turning · Drehen

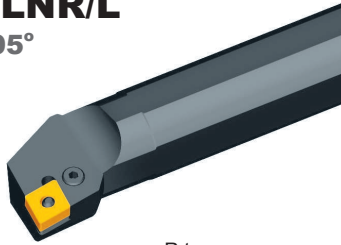
Internal turning tools · Drehwerkzeuge zur Innenbearbeitung

CN\*\* Toolholder · Halter

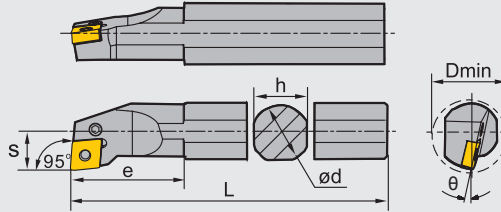
P-Clamping / P-Halter

## PCLNR/L

Kr:95°



R type  
Rechtsausführung



Type · Typ	Stock Lager		Dimension (mm) Abmessung							Screw Schraube	Wrench Schlüssel	Lever Kniehebel	Shim Unterlage	Shim pin Rohrstift
	R	L	Dmin	ød	h	L	s	θ	e					
S16M-PCLNR/L09	●	●	20	16	15	150	11	-12°	28	LEM5×9B	WH20L	L3C	—	—
S16R-PCLNR/L09	●	●	20	16	15	200	11	-12°	28					
S20Q-PCLNR/L09	●	●	25	20	18	180	13	-11°	31					
S20S-PCLNR/L09	●	●	25	20	18	250	13	-11°	31					
S25Q-PCLNR/L09	●	●	32	25	23	180	17	-10°	35					
S25T-PCLNR/L09	●	●	32	25	23	300	17	-10°	35	LEM6×13.4A	WH25L	L4A	—	—
S25Q-PCLNR/L12	●	●	32	25	23	180	17	-12°	40					
S25T-PCLNR/L12	●	●	32	25	23	300	17	-12°	40					
S32R-PCLNR/L12	●	●	44	32	30	200	22	-10°	50					
S32U-PCLNR/L12	●	●	44	32	30	350	22	-10°	50					
S40S-PCLNR/L12	●	●	54	40	37	250	27	-10°	55	LEM8×21	WH30L	L4	C12APB	SP4
S40V-PCLNR/L12	●	●	54	40	37	400	27	-10°	55					
S50S-PCLNR/L12	●	●	63	50	47	250	35	-10°	56					
S50W-PCLNR/L12	●	●	63	50	47	450	35	-10°	56					
S50S-PCLNR/L19	●	●	63	50	47	250	35	-10°	63					
S50W-PCLNR/L19	●	●	63	50	47	450	35	-10°	63	LEM10×27	WH40L	L6	C19AP	SP6
◆ A25R-PCLNR/L12	●	●	32	25	24	200	17	-12°	40					
◆ A32S-PCLNR/L12	●	●	44	32	31	250	22	-10°	50					

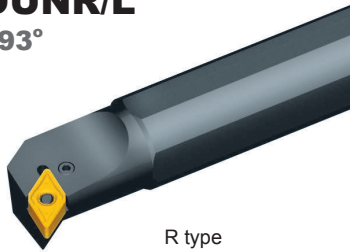
● ex stock · ab Lager ○ on demand · auf Anfrage ◆ Toolholder with holes for coolant · Klemhalter mit Kühlmittelbohrung

DN\*\* Toolholder · Halter

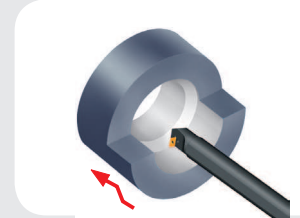
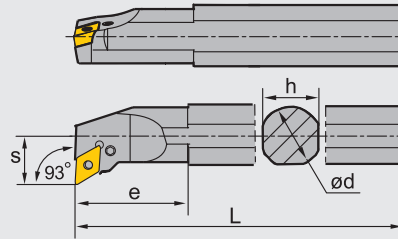
P-Clamping / P-Halter

### PDUNR/L

Kr:93°



R type  
Rechtsausführung



Type · Typ	Stock Lager		Dimension (mm) Abmessung							Screw Schraube	Wrench Schlüssel	Lever Kniehebel	Shim Unterlage	Shim pin Rohrstift
	R	L	Dmin	ød	h	L	S	θ	e					
S20Q-PDUNR/L11	●	●	25	20	18	180	13	-16°	30	LEM5×12B	WH20L	L3D	—	—
S20S-PDUNR/L11	●	●	25	20	18	250	13	-16°	30					
S25Q-PDUNR/L11	○	○	32	25	23	180	17	-13°	35					
S25T-PDUNR/L11	●	●	32	25	23	300	17	-13°	35	LEM6×17	WH25L	L3	D11AP	SP3
S32R-PDUNR/L11	●	●	40	32	30	200	22	-16°	40					
S32U-PDUNR/L11	●	●	40	32	30	350	22	-16°	40					
S32R-PDUNR/L15	●	●	40	32	30	200	22	-16°	50	LEM8×21	WH30L	L4B	D15AP	SP4
S32U-PDUNR/L15	●	●	40	32	30	350	22	-16°	50					
S32R-PDUNR/L15-3	●	●	40	32	30	200	22	-16°	50					
S32U-PDUNR/L15-3	●	●	40	32	30	350	22	-16°	50	LEM8×21	WH30L	L4	D15AP	SP4
S40S-PDUNR/L15	●	●	50	40	37	250	27	-11°	50					
S40V-PDUNR/L15	●	●	50	40	37	400	27	-11°	50					
S40S-PDUNR/L15-3	●	●	50	40	37	250	27	-11°	50	LEM8×21	WH30L	L4	D15AP	SP4
S40V-PDUNR/L15-3	●	●	50	40	37	400	27	-11°	50					
◆ A32S- PDUNR/L15	●	●	40	32	31	250	22	-16°	50					
◆ A32S- PDUNR/L15-3	●	●	40	32	31	250	22	-16°	50	LEM8×21	WH30L	L4	D15AP	SP4

◆ Toolholder with holes for Coolant · Klemmhalter mit Kühlmittelbohrung

● ex stock · ab Lager ○ on demand · auf Anfrage

# Turning · Drehen

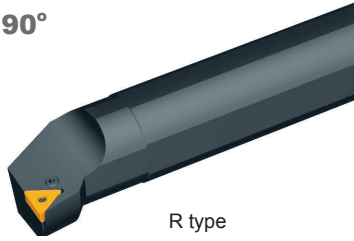
Internal turning tools · Drehwerkzeuge zur Innenbearbeitung

TN\*\* Toolholder · Halter


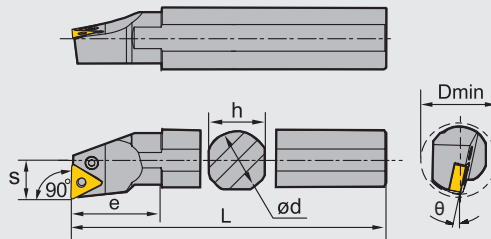
P-Clamping / P-Halter

## PTFNR/L

Kr:90°














R type  
Rechtsausführung



Type · Typ	Stock Lager		Dimension (mm) Abmessung							Screw Schraube	Wrench Schlüssel	Lever Kniehebel	Shim Unterlage	Shim pin Rohrstift
	R	L	Dmin	ød	h	L	S	θ	e					
S16M-PTFNR/L11	●	●	20	16	15	150	11	-14°	28	LEM5×9B	WH20L	L2	—	—
S16R-PTFNR/L11	●	●	20	16	15	200	11	-14°	28					
S20Q-PTFNR/L11	○	○	25	20	18	180	13	-12°	31					
S20S-PTFNR/L11	●	●	25	20	18	250	13	-12°	31					
S25Q-PTFNR/L11	○	○	32	25	23	180	17	-10°	35					
S25T-PTFNR/L11	●	●	32	25	23	300	17	-10°	35	LEM5×12B	WH20L	L3B	—	—
S25Q-PTFNR/L16	○	○	32	25	23	180	17	-12°	42					
S25T-PTFNR/L16	●	●	32	25	23	300	17	-12°	42					
S32R-PTFNR/L16	○	○	44	32	30	200	22	-10°	50	LEM6×17	WH25L	L3	T16APB	SP3
S32U-PTFNR/L16	●	●	44	32	30	350	22	-10°	50					
S40S-PTFNR/L16	○	○	54	40	37	250	27	-10°	55					
S40V-PTFNR/L16	●	●	54	40	37	400	27	-10°	55					
◆ A25R-PTFNR/L16	○	○	32	25	24	200	17	-12°	40					
◆ A32S-PTFNR/L16	●	●	44	32	31	250	22	-10°	50					

Applicable insert  
Wendeschneidplatten

Application Anwendung	Finishing Schlichten	Semi-Finishing Mittlere Bearbeitung	Roughing Schruppen	Cast iron machining Grauguss Bearbeitung
insert shape Schneidplattenform	DF  A76	PM  A77	DR Double-side  A78	Flat  A81
	WG Wiper inserts  A76	DM  A77	DR Single-side  A79	
	SF  A76	EM  A78	ER Double-side  A71	
	EF  A76			
Type · Typ	**PTFNR/L11	TN**1103**	TN**1103**	TN**1103**
	**PTFNR/L16	TN**1604**	TN**1604**	TN**1604**

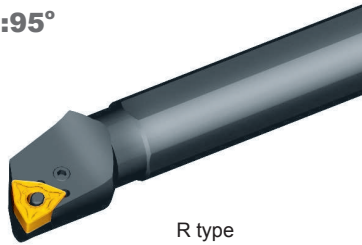
● ex stock · ab Lager ○ on demand · auf Anfrage ◆ Toolholder with holes for coolant · Klemhalter mit Kühlmittelbohrung

WN\*\* Toolholder · Halter


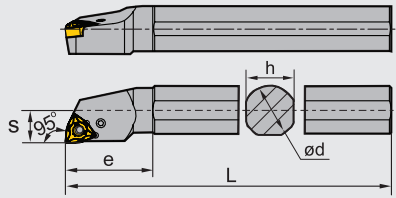
P-Clamping / P-Halter

### PWLNR/L

Kr:95°














R type  
Rechtsausführung



Type · Typ	Stock Lager		Dimension (mm) Abmessung							Screw Schraube	Wrench Schlüssel	Lever Kniehebel	Shim Unterlage	Shim pin Rohrstift
	R	L	Dmin	ød	h	L	S	θ	e					
S16M-PWLNR/L06	●	●	20	16	15	150	11	-13°	25	LEM5X12B	WH20L	L3B	—	—
S16R-PWLNR/L06	○	○	20	16	15	200	11	-13°	25					
S20Q-PWLNR/L06	●	●	25	20	18	180	13	-13°	35					
S20S-PWLNR/L06	○	○	25	20	18	250	13	-13°	35	LEM5X12B	WH20L	L3B	—	—
S25Q-PWLNR/L06	●	●	32	25	23	180	17	-13°	35					
S25T-PWLNR/L06	○	○	32	25	23	300	17	-13°	35					
S20Q-PWLNR/L08	●	●	25	20	18	180	13	-13°	32	LEM6X13.4A	WH25L	L4A	—	—
S20S-PWLNR/L08	○	○	25	20	18	250	13	-13°	32					
S25Q-PWLNR/L08	○	●	32	25	23	180	17	-13°	45					
S25T-PWLNR/L08	○	○	32	25	23	300	17	-13°	45	LEM8X21	WH30L	L4	W08AP	SP4
S32R-PWLNR/L08	●	●	40	32	30	200	22	-15°	50					
S32U-PWLNR/L08	●	●	40	32	30	350	22	-15°	50					

Applicable insert  
Wendeschneidplatten

Application Anwendung	Finishing Schlichten	Semi-Finishing Mittlere Bearbeitung	Roughing Schruppen	Cast iron machining Grauguss Bearbeitung
insert shape Schneidplattenform	<b>DF</b>  A84	<b>PM</b>  A86	<b>DR</b> Double-side  A87	Flat  A87
	<b>WG</b> Wiper inserts  A84	<b>DM</b>  A86		
	<b>SF</b>  A85	<b>EM</b>  A86		
	<b>EF</b>  A85	<b>NM</b>  A87		
	<b>NF</b>  A85			

Type · Typ	**_PWLNR/L06	**_PWLNR/L08
	WN**0604**	WN**0804**
	WN**0604**	WN**0804**
	WN**0604**	WN**0804**
	WN**0604**	WN**0804**

◆ Toolholder with holes for Coolant · Klemmhalter mit Kühlmittelbohrung ● ex stock · ab Lager ○ on demand · auf Anfrage