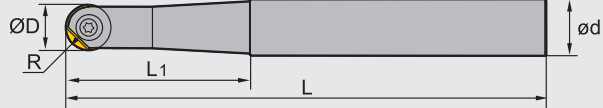


Profile milling tools · Profilfräser

BMR02 P M K




Specification of tools · Werkzeug Beschreibung

Type · Typ		Stock Lager	Dimensions (mm) · Abmessungen					Weight Gewicht (kg)
			R	Ø D	ø d	L	L ₁	
BMR02	-012-G16-S	●	6	12	16	110	40	0.1
	-012-G16-M	●	6	12	16	130	50	0.2
	-012-G16-L	●	6	12	16	160	50	0.2
	-016-G20-S	●	8	16	20	140	45	0.3
	-016-G20-M	●	8	16	20	170	65	0.3
	-016-G20-L	●	8	16	20	200	65	0.4
	-020-G25-S	●	10	20	25	160	60	0.5
	-020-G25-M	●	10	20	25	200	80	0.6
	-020-G25-L	●	10	20	25	240	80	0.8

● Ex Stock / ab Lager ○ On demand / auf Anfrage

Spare parts · Ersatzteile

Diameter Durchmesser Ø D	Screw Schraube	Wrench Schlüssel
Ø12	I90M4×09TT	WT10S
Ø16	I90M5×11TT	WT15S
Ø20	I90M5×13.5TT	WT15S






Applicable tool B9-B15
Werkzeug


Tools code key B22-B23
Werkzeug ISO

Grade selection guide B16-B20
Sortenauswahl

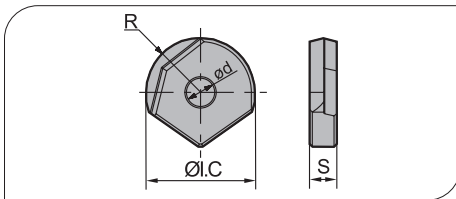
Technical data B183-B188
Technische Daten

Spare parts · Ersatzteile



Diameter Durchmesser Ø D	Screw Schraube	Wrench Schlüssel	
			
Ø12	I90M4×10TT	WT15P	--
Ø16	I90M5×11TT	WT20P	--
Ø20	I90M5×13.5TT	WT20P	--
Ø25	I70M6×20TT	WT20P	--
Ø30	I70M8×25TT	--	WT30IT
Ø32	I70M8×25TT	--	WT30IT



Applicable inserts · Wendeschneidplatten



Workpiece Material Werkstoffe	Material	Ideal Machining Condition Gute Bearbeitungsbedingungen			Normal Machining Condition Normale Bearbeitungsbedingungen			Unfavorable Machining Condition Ungünstige Bearbeitungsbedingungen		
		Yellow	Yellow	Yellow	Yellow	Yellow	Yellow	Yellow	Yellow	Yellow
P	Steel / Stahl	●	●	●	●	●	●	●	●	●
M	Stainless Steel / Rostfreier Stahl	●	●	●	●	●	●	●	●	●
K	Cast iron / Gusseisen				●	●	●	●	●	●
N	Non-ferrite material / Ne Metalle								●	●
S	Heat-resistant steel / Warmfester Stahl				●	●	●			

Insert WSP	Type · Typ	Dimensions (mm) · Abmessungen					CVD Coating CVD Beschicht.						PVD Coating PVD Beschicht.						Cermets		Carbide uncoat. unbe. Hartmetall			
		R	I.C	S	d	Applicable insert Ø D	YBC301	YBC401	YBM251	YBM351	YBD152	YBD252	YBG102	YBG202	YBG205	YBG302	YBG152	YBG252	YNG151	YNG151C	YC30S	YD051	YD101	YD201
	ZOHX1203-GF	6	12	3	4	Ø12												●						
	ZOHX1604-GF	8	16	4	5	Ø16												●						
	ZOHX2005-GF	10	20	5	5	Ø20												●						
	ZOHX2506-GF	12.5	25	6	6	Ø25												●						
	ZOHX3007-GF	15	30	7	8	Ø30												●						
	ZOHX3207-GF	16	32	7	8	Ø32												●						
	ZOHX1203-GM	6	12	3	4	Ø12												●						
	ZOHX1604-GM	8	16	4	5	Ø16												●						
	ZOHX2005-GM	10	20	5	5	Ø20												●						
	ZOHX2506-GM	12.5	25	6	6	Ø25												●						
	ZOHX3007-GM	15	30	7	8	Ø30												●						
	ZOHX3207-GM	16	32	7	8	Ø32												●						

Applicable tool **B9-B15**
Werkzeug

Tools code key **B22-B23**
Werkzeug ISO

Grade selection guide **B16-B20**
Sortenauswahl

Technical data **B183-B188**
Technische Daten