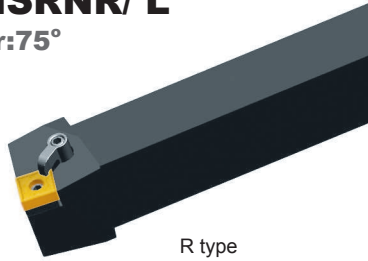


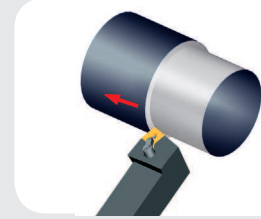
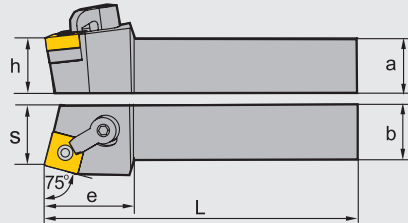
SN** Toolholder · Halter

M-Clamping · M-Halter

MSRNR/ L
Kr:75°



R type
Rechtsausführung



Type · Typ		Stock Lager		Dimension (mm) Abmessung					Clamping screw Schraube	Shim Unterlage	Wrench Schlüssel	Clamp Prätze	Clamping stud Passtift	
		R	L	a	b	L	h	s	e					
MSRNR/ L	2020K12	●	○	20	20	125	20	22	36	DM6×25	S12BM	WH30L	C1RD	TM6×17
	2525M12	●	○	25	25	150	25	27	36	DM6×30				
	3225P12	●	○	32	25	170	32	27	36	DM6×30				
	2525M15	●	○	25	25	150	25	27	40	DM6×30	S15BM	WH30L	C2RD	TM8×21
	3232P15	●	○	32	32	170	32	35	40					
	4032R15	○	○	40	32	200	40	35	40	DM8×30X	S19BM	WH40L	C5RD	TM10×21
	3232P19	●	○	32	32	170	32	35	45					
	4040R19	○		40	40	200	40	43	45	DM10×35X	S25BM	WH40L WH50L	C6RD	TM12×29
	4040R2509	○	○	40	40	200	40	43	50					
4040S2509	○	○	40	40	250	40	43	50						

Applicable insert
Wendeschneidplatten

Application Anwendung		Finishing Schlichten	Semi-Finishing Mittlere Bearbeitung	Roughing Schruppen	Heavy Duty Schwerzerspannung	Cast iron machining Grauguss Bearbeit.	PCBN · PCD PCBN · PKD
insert shape Schneidplattenform	DF A67	PM A68	DR Double-side A70	HDR A72	Flat A74	Flat A124	
	EF A67	DM A69	DR Single-side A70				
	SF A68	EM A69	ER Double-side A71				
		NM A70	ER Single-side A71				
Type · Typ	MSRNR / L**K / M / P12	SN**1204**	SN**1204**	SN**1204**	SN**1204**	SN**1204**	SN**1204**
	MSRNR / L**M / P / R15	SN**1506**	SN**1506**	SN**1506**	SN**1506**	SN**1506**	SN**1506**
	MSRNR / L**P / R19		SN**1906**	SN**1906**	SN**1906**	SN**1906**	SN**1906**
	MSRNR / L**R / S2509			SN**2509**	SN**2509**		