

Turning · Drehen

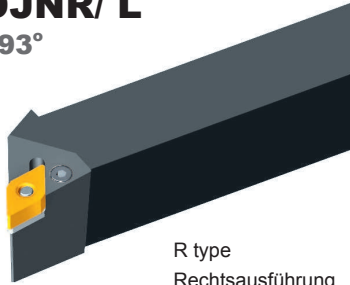
External turning tools · Drehwerkzeugen zur Außenbearbeitung

DN** Toolholder · Halter

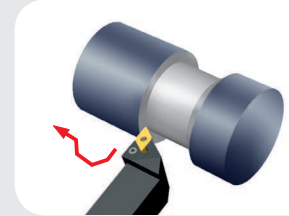
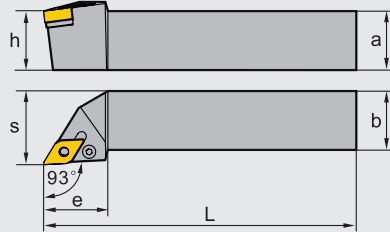
P-Clamping · P-Halter

PDJNR/ L

Kr:93°



R type
Rechtsausführung



Type · Typ		Stock Lager		Dimension (mm) Abmessung						Screw Schraube	Shim Unterlage	Wrench Schlüssel	Lever Kniehebel	Shim pin Rohrstift
		R	L	a	b	L	h	s	e					
PDJNR/ L	1616H11	●	●	16	16	100	16	20	25	LEM6×13.4A	D11AP	WH25L	L3	SP3
	2020K11	●	●	20	20	125	20	25	25					
	2525M11	●	●	25	25	150	25	32	30					
	2020K15	●	●	20	20	125	20	25	35	LEM8×21	D15AP	WH30L	L4B	SP4
	2525M15	●	●	25	25	150	25	32	35					
	3232P15	●	●	32	32	170	32	40	35	LEM8×21	D15AP	WH30L	L4	SP4
	2020K15-3	●	●	20	20	125	20	25	35					
	2525M15-3	●	●	25	25	150	25	32	35					
3232P15-3	●	●	32	32	170	32	40	35						

Applicable insert
Wendeschneidplatten

Application Anwendung	Finishing Schlichten	Semi-Finishing Mittlere Bearbeitung	Roughing Schruppen	Heavy Duty Schwerzerspanung	Cast iron machining Grauguss Bearbeit.	PCBN · PCD PCBN · PKD
insert shape Schneidplattenform	DF A61	PM A62	DR Double-side A56	HDR A66	A65	A123
	WG A61	DM A63	DR Single-side A57			
	SF A61	EM A64	ER Double-side A57			
	EF A62	NM A64	ER Single-side A57			
	NF A62					
Type · Typ	PDJNR/L**H / K / M11	DN**1104**	DN**1104**		DN**1104**	
	PDJNR/L**K / M / P15	DN**1506**	DN**1506**	DN**1506**	DN**1506**	DN**1506**
	PDJNR/L**K / M / P15-3	DN**1504**	DN**1504**		DN**1504**	DN**1504**

● ex stock · ab Lager ○ on demand · Anfrage

Turning · Drehen

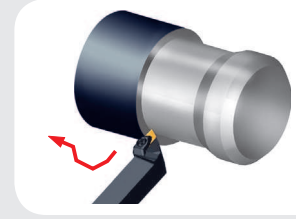
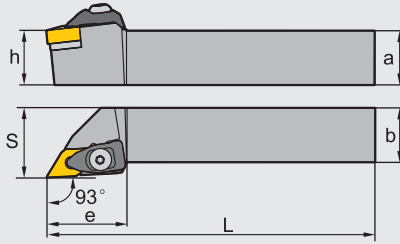

External turning tools · Drehwerkzeugen zur Außenbearbeitung







DN** Toolholder · Halter

D-Clamping · D-Halter

















DDLNR/ L

Kr:93°



Type · Typ		Stock Lager Lager		Dimension (mm) Abmessung						Screw Schraube	Shim Unterlage	Wrench Schlüssel	Clamp Pratte	Shim pin Rohrstift	Spring Feder
		R	L	a	b	L	h	s	e						
DDJNR/L	1616H11	○	○	16	16	100	16	20	30	CM5x22C	D11AP	WT15P	C2RH	SP3	SPR6
	2020K11	●	○	20	20	125	20	25	30						
	2525M11	●	○	25	25	150	25	32	30						
	3225P11	○	○	32	25	170	32	32	30						
	2020K15	●	●	20	20	125	20	25	35	CM6x25C	D15AP	WT20P	C1RH	SP4	SPR4
	2525M15	●	●	25	25	150	25	32	35						
	3232P15	●	●	32	32	170	32	40	35						

Applicable insert Wendeschneidplatten

Application Anwendung	Finishing Schlichten	Semi-Finishing Mittlere Bearbeitung	Roughing Schruppen	Heavy Duty Schwerzerspannung	Cast iron machining Grauguss Bearbeit.	PCBN · PCD PCBN · PKD
insert shape Schneidplattenform	DF  A61	PM  A62	DR Double-side  A56	HDR  A66	 A65	 A123
	WG wiper  A61	DM  A63	DR Single-side  A57			
	SF  A61	EM  A64	ER Double-side  A57			
	EF  A62	NM  A64	ER Single-side  A57			
	NF  A62					
Type · Typ	DDJNR/L**H/K/M/P11	DN**1104**	DN**1104**		DN**1104**	
	DDJNR/L**K/M/P15	DN**1506**	DN**1506**	DN**1506**	DN**1506**	DN**1506**

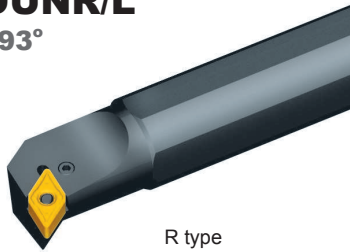
● ex stock · ab Lager ○ on demand · Anfrage

DN** Toolholder · Halter

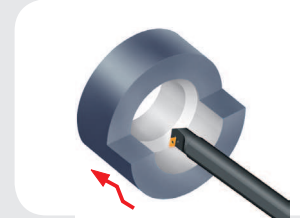
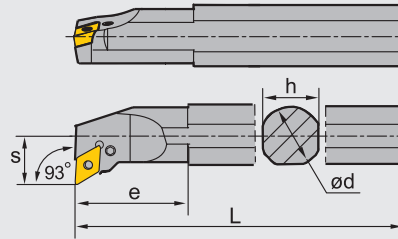
P-Clamping / P-Halter

PDUNR/L

Kr:93°



R type
Rechtsausführung



Type · Typ	Stock Lager		Dimension (mm) Abmessung							Screw Schraube	Wrench Schlüssel	Lever Kniehebel	Shim Unterlage	Shim pin Rohrstift
	R	L	Dmin	ød	h	L	S	θ	e					
S20Q-PDUNR/L11	●	●	25	20	18	180	13	-16°	30	LEM5×12B	WH20L	L3D	—	—
S20S-PDUNR/L11	●	●	25	20	18	250	13	-16°	30					
S25Q-PDUNR/L11	○	○	32	25	23	180	17	-13°	35					
S25T-PDUNR/L11	●	●	32	25	23	300	17	-13°	35	LEM6×17	WH25L	L3	D11AP	SP3
S32R-PDUNR/L11	●	●	40	32	30	200	22	-16°	40					
S32U-PDUNR/L11	●	●	40	32	30	350	22	-16°	40					
S32R-PDUNR/L15	●	●	40	32	30	200	22	-16°	50	LEM8×21	WH30L	L4B	D15AP	SP4
S32U-PDUNR/L15	●	●	40	32	30	350	22	-16°	50					
S32R-PDUNR/L15-3	●	●	40	32	30	200	22	-16°	50					
S32U-PDUNR/L15-3	●	●	40	32	30	350	22	-16°	50	LEM8×21	WH30L	L4	D15AP	SP4
S40S-PDUNR/L15	●	●	50	40	37	250	27	-11°	50					
S40V-PDUNR/L15	●	●	50	40	37	400	27	-11°	50					
S40S-PDUNR/L15-3	●	●	50	40	37	250	27	-11°	50	LEM8×21	WH30L	L4	D15AP	SP4
S40V-PDUNR/L15-3	●	●	50	40	37	400	27	-11°	50					
◆ A32S- PDUNR/L15	●	●	40	32	31	250	22	-16°	50					
◆ A32S- PDUNR/L15-3	●	●	40	32	31	250	22	-16°	50	LEM8×21	WH30L	L4	D15AP	SP4

◆ Toolholder with holes for Coolant · Klemhalter mit Kühlmittelbohrung

● ex stock · ab Lager ○ on demand · auf Anfrage