

# Turning · Drehen

External turning tools · Drehwerkzeuge zur Außenbearbeitung

CN\*\* Toolholder · Halter


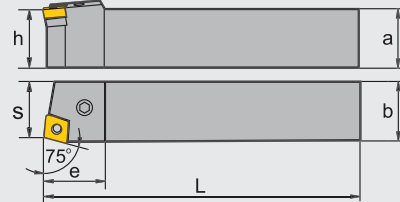
P-Clamping · P-Halter

## PCBNR/ L

Kr:75°



R Type  
Rechtsausführung



Type Typ		Stock Lager		Dimension (mm) Abmessung						Screw Schraube	Shim Unterlage	Wrench Schlüssel	Lever Kniehebel	Shim pin Rohrstift
		R	L	a	b	L	h	s	e					
PCBNR/ L	2020K12	●	●	20	20	125	20	17	27	LEM8×21	C12AP	WH30L	L4	SP4
	2525M12	●	●	25	25	150	25	22	27					
	3232P12	●	●	32	32	170	32	27	27					
	2525M16	●	●	25	25	150	25	22	33	LEM8×25	C16AP	WH30L	L5	SP5
	3232P16	●	●	32	32	170	32	27	33					
	3232P19	●	●	32	32	170	32	27	38	LEM10×27	C19AP	WH40L	L6	SP6
	4040S19	●	●	40	40	250	40	35	38					
	4040S2507	●	●	40	40	250	40	35	50	LEM12×36A	C25AP-07	WH50L	L8	SP8
4040S2509	●	●	40	40	250	40	35	50	C25AP					

Applicable inserts  
Wendeschneidplatten

Application Anwendung	Finishing Schichten	Semi-Finishing Mittlere Bearbeitung	Rough machining Schruppen	Heavy Duty Schwerzerspannung	Cast iron Grauguss-Bearbeit.
WSP Inserts	DF  A60	PM  A61	DR  A63 Double side doppelseitig	HDR  A65	Flat Flach  A66
	SF  A60	DM  A62	DR  A63 Single side einseitig	HPR  A65	TC  A63
	EF  A60	EM  A62	ER  A64 Double side doppelseitig		
	NF  A61	NM  A63	ER  A64 Single side einseitig		
			LR  A64 Single side einseitig		
Type · Typ	PCBNR/L**K / M / P12	CN**1204**	CN**1204**	CN**1204**	CN**1204**
	PCBNR/L**M / P16	CN**1606**	CN**1606**	CN**1606**	CN**1606**
	PCBNR/L**P / S19		CN**1906**	CN**1906**	CN**1906**
	PCBNR/L**S2507			CN**2507**	
	PCBNR/L**S2509			CN**2509**	CN**2509**

● ex stock · ab Lager ○ on demand · Anfrage

# Turning · Drehen

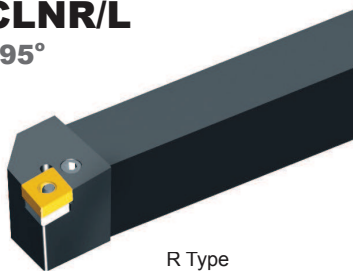
External turning tools · Drehwerkzeuge zur Außenbearbeitung

CN\*\* Toolholder · Halter


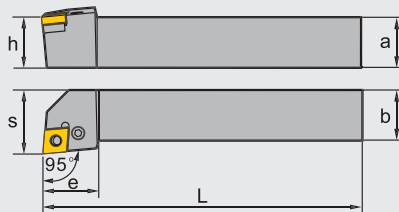
P-Clamping · P-Halter

## PCLNR/L

Kr:95°





















R Type  
Rechtsausführung



Type Typ	Stock Lager		Dimension (mm) Abmessung						Screw Schraube	Shim Unterlage	Wrench Schlüssel	Lever Kniehebel	Shim pin Rohrstift	
	R	L	a	b	L	h	s	e						
<b>PCLNR/ L</b>	<b>1616H09</b>	●	●	16	16	100	16	20	20	LEM6×13.4A	C09AP	WH25L	L3	SP10
	<b>2020K09</b>	●	●	20	20	125	20	25	22					
	<b>2525M09</b>	○	●	25	25	150	25	32	22					
	<b>2020K12</b>	●	●	20	20	125	20	25	28	LEM8×21	C12AP	WH30L	L4	SP4
	<b>2525M12</b>	●	●	25	25	150	25	32	28					
	<b>3232P12</b>	●	●	32	32	170	32	40	28					
	<b>2525M16</b>	●	●	25	25	150	25	32	33	LEM8×25	C16AP	WH30L	L5	SP5
	<b>3232P16</b>	●	●	32	32	170	32	40	33					
	<b>3232P19</b>	●	●	32	32	170	32	40	38					
	<b>4040S19</b>	●	●	40	40	250	40	50	38	LEM10×27	C19AP	WH40L	L6	SP6
	<b>4040S2507</b>	●	●	40	40	250	40	50	49					
<b>4040S2509</b>	●	●	40	40	250	40	50	49						
										LEM12×36A	C25AP-07 C25AP	WH50L	L8	SP8

Applicable insert  
Wendeschneidplatten

Application Anwendung	Finishing Schlichten	Semi-Finishing Mittlere Bearbeitung	Roughing Schruppen	Heavy Duty Schwerzerspannung	Cast iron Grauguss-Bearbeit.	PCBN · PCD PCBN · PKD
insert shape Schneidplattenform	<b>DF</b>  A60	<b>PM</b>  A61	<b>DR</b> Double side doppel seitig  A63	<b>HDR</b>  A65	Flat Flach  A66	Flat Flach  A129
	<b>SF</b>  A60	<b>DM</b>  A62	<b>DR</b> Single side einseitig  A63	<b>HPR</b>  A65	<b>TC</b>  A63	
	<b>EF</b>  A60	<b>EM</b>  A62	<b>ER</b> Double side doppel seitig  A64			
	<b>NF</b>  A61	<b>NM</b>  A63	<b>ER</b> Single side einseitig  A64			
			<b>LR</b> Single side einseitig  A64			
<b>PCLNR/L**H / K / M09</b>	CN**0903**	CN**0903**				
<b>PCLNR/L**K / M / P12</b>	CN**1204**	CN**1204**	CN**1204**	CN**1204**	CN**1204**	CN**1204**
<b>PCLNR/L**M / P16</b>	CN**1606**	CN**1606**	CN**1606**	CN**1606**	CN**1606**	
<b>PCLNR/L**P / S19</b>		CN**1906**	CN**1906**	CN**1906**	CN**1906**	
<b>PCLNR/L**S2507</b>			CN**2507**			
<b>PCLNR/L**S2509</b>			CN**2509**	CN**2509**		

A

General Turning  
Allgemeine Drehbearbeitung

# Turning · Drehen


Internal turning tools · Drehwerkzeuge zur Innenbearbeitung

CN\*\* Toolholder · Halter

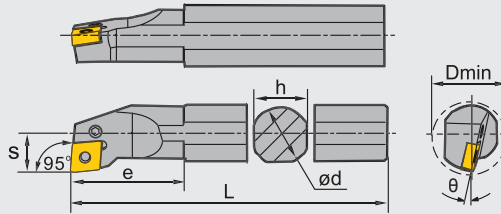
P-Clamping / P-Halter

## PCLNR/L

Kr:95°



R type  
Rechtsausführung



Type Typ	Stock Lager		Dimension (mm) Abmessung							Screw Schraube	Wrench Schlüssel	Lever Kniehebel	Shim Unterlage	Shim pin Rohrstift
	R	L	Dmin	ød	h	L	s	θ	e					
S16M-PCLNR/L09	●	●	20	16	15	150	11	-12°	28	LEM5×9B	WH20L	L3C	—	—
S16R-PCLNR/L09	●	●	20	16	15	200	11	-12°	28					
S20Q-PCLNR/L09	●	●	25	20	18	180	13	-11°	31					
S20S-PCLNR/L09	●	●	25	20	18	250	13	-11°	31					
S25Q-PCLNR/L09	○	○	32	25	23	180	17	-10°	35					
S25T-PCLNR/L09	●	●	32	25	23	300	17	-10°	35	LEM6×13.4A	WH25L	L4A	—	—
S25Q-PCLNR/L12	○	○	32	25	23	180	17	-12°	40					
S25T-PCLNR/L12	●	●	32	25	23	300	17	-12°	40	LEM8×21	WH30L	L4	C12APB	SP4
S32R-PCLNR/L12	●	●	44	32	30	200	22	-10°	50					
S32U-PCLNR/L12	●	●	44	32	30	350	22	-10°	50					
S40S-PCLNR/L12	○	○	54	40	37	250	27	-10°	55					
S40V-PCLNR/L12	●	●	54	40	37	400	27	-10°	55					
S50S-PCLNR/L12	○	●	63	50	47	250	35	-10°	56					
S50W-PCLNR/L12	●	●	63	50	47	450	35	-10°	56					
S50S-PCLNR/L19	○	○	63	50	47	250	35	-10°	63	LEM10×27	WH40L	L6	C19AP	SP6
S50W-PCLNR/L19	●	●	63	50	47	450	35	-10°	63					
◆ A25R-PCLNR/L12	●	●	32	25	24	200	17	-12°	40	LEM6×13.4A	WH25L	L4A	—	—
◆ A32S-PCLNR/L12	●	●	44	32	31	250	22	-10°	50	LEM8×21	WH30L	L4	C12APB	SP4

● ex stock · ab Lager ○ on demand · auf Anfrage ◆ Toolholder with holes for coolant · Klemhalter mit Kühlmittelbohrung