

Turning · Drehen

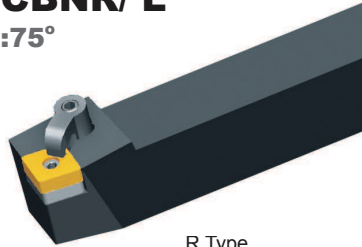
External turning tools · Drehwerkzeuge zur Außenbearbeitung

CN** Toolholder · Halter


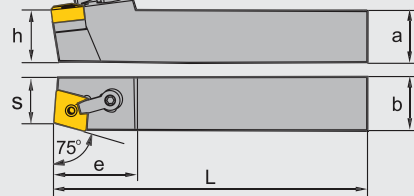
M-Clamping · M-Halter

MCBNR/ L

Kr:75°



R Type
Rechtsausführung



Type Typ	Stock Lager		Dimension (mm) Abmessung						Clamping screw Schraube	Shim Unterlage	Wrench Schlüssel	Clamp Pratze	Clamping stud Passestift	
	R	L	a	b	L	h	s	e						
MCBNR/ L	2020K12	●	○	20	20	125	20	17	32	DM6×25				
	2525M12	●	●	25	25	150	20	22	32	DM6×30	C12BM	WH30L	C1RD	TM6×17
	3225P12	●	●	32	25	170	32	22	32	DM6×30				
	2525M16	○	○	25	25	150	25	22	40	DM6×30	C16BM	WH30L	C2RD	TM8×21
	3232P16	●	●	32	32	170	32	27	40	DM6×30				
	3232P19	○	○	32	32	170	32	27	45	DM8×30X	C19BM	WH40L	C5RD	TM10×21
	4040R19	○	○	40	40	200	40	35	45	DM8×30X	C19BM	WH40L	C5RD	TM10×21

Applicable insert
Wendeschneidplatten

Application Anwendung	Finishing Schichten	Semi-Finishing Mittlere Bearbeitung	Roughing Schruppen	Heavy Duty Schwerzerspanung	Cast iron machining Grauguss-Bearbeit.
insert shape Schneidplattenform	DF A60	PM A61	DR Double side doppel seitig A63	HDR A65	Flat Flach A66
	SF A60	DM A62	DR Single side einseitig A63	HPR A65	TC A63
	EF A60	EM A62	ER Double side doppel seitig A64		
	NF A61	NM A63	ER Single side einseitig A64		
			LR Single side einseitig A64		
Type · Typ	MCBNR/ L**K / M / P12	CN**1204**	CN**1204**	CN**1204**	CN**1204**
	MCBNR/ L**M / P16	CN**1606**	CN**1606**	CN**1606**	CN**1606**
	MCBNR/ L**P / R19		CN**1906**	CN**1906**	CN**1906**

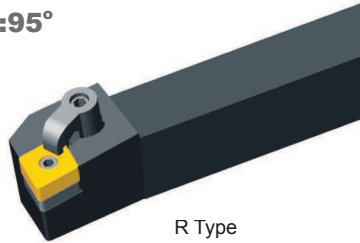
● ex stock · ab Lager ○ on demand · Anfrage

CN** Toolholder · Halter

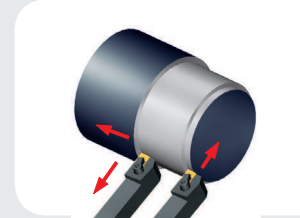
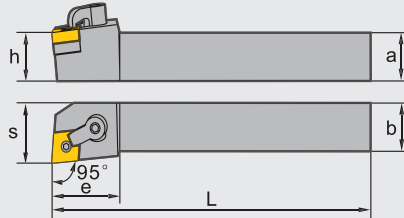
M-Clamping · M-Halter

MCLNR/ L

Kr:95°





















R Type
Rechtsausführung



Type Typ	Stock Lager	Dimension (mm) Abmessung								Clamping screw Schraube	Shim Unterlage	Wrench Schlüssel	Clamp Pratze	Clamping stud Passstift
		R	L	a	b	L	h	s	e					
MCLNR/ L	2020K12	●	●	20	20	125	20	25	32	DM6×25				
	2525M12	●	●	25	25	150	25	32	32	DM6×30	C12BM	WH30L	C1RD	TM6×17
	3225P12	●	●	32	25	170	32	32	32					
	2525M16	●	●	25	25	150	25	32	38	DM6×30	C16BM	WH30L	C2RD	TM8×21
	3232P16	●	●	32	32	170	32	40	38					
	3232P19	●	●	32	32	170	32	40	45	DM8×30X	C19BM	WH40L	C5RD	TM10×21
	4040R19	●	○	40	40	200	40	50	45					

Applicable insert
Wendeschneidplatten

Application Anwendung	Finishing Schlichten	Semi-Finishing Mittlere Bearbeitung	Roughing Schruppen	Heavy Duty Schwerzerspannung	Cast iron machining Grauguss-Bearbeit.	PCBN · PCD PCBN · PKD
insert shape Schneidplattenform	DF  A60	PM  A61	DR Double side doppel seitig  A63	HDR  A65	Flat Flach  A66	Flat Flach  A129
	SF  A60	DM  A62	DR Single side einseitig  A63	HPR  A65	TC  A63	
	EF  A60	EM  A62	ER Double side doppel seitig  A64			
	NF  A61	NM  A63	ER Single side einseitig  A64			
			LR Single side einseitig  A64			
Type · Typ	MCLNR/ L**K / M / P12	CN**1204**	CN**1204**	CN**1204**	CN**1204**	CN**1204**
	MCLNR/ L**M / P16	CN**1606**	CN**1606**	CN**1606**	CN**1606**	CN**1606**
	MCLNR/ L**P / R19		CN**1906**	CN**1906**	CN**1906**	CN**1906**

A

General Turning
Allgemeine Drehbearbeitung