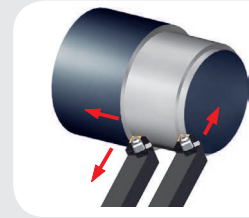
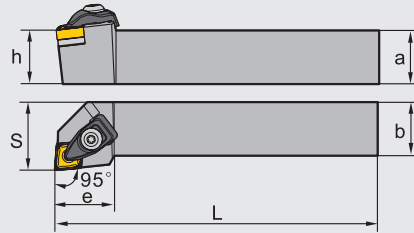
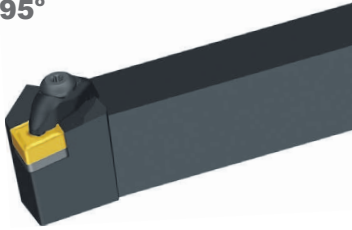


CN\*\* Toolholder · Halter

D-Clamping · D-Halter

### DCLNR/ L

Kr:95°



Type · Typ		Stock Lager Lager		Dimension (mm) Abmessung						Screw Schraube	Shim Unterlage	Wrench Schlüssel	Clamp Pratte	Shim pin Rohrstift	Spring Feder
		R	L	a	b	L	h	s	e						
<b>DCLNR/ L</b>	<b>1616H09</b>	●	○	16	16	100	16	20	24	CM5x22C	C09AP	WT15P	C2RH	SP10	SPR6
	<b>2020K09</b>	●	○	20	20	125	20	25	24						
	<b>2525M09</b>	●	○	25	25	150	25	32	24						
	<b>2020K12</b>	●	●	20	20	125	20	25	28	CM6x25C	C12AP	WT20P	C1RH	SP4	SPR4
	<b>2525M12</b>	●	●	25	25	150	25	32	28						
	<b>3225P12</b>	●	●	32	25	170	32	32	28						

Applicable insert Wendschneidplatten

Application Anwendung	Finishing Schlichten	Semi-Finishing Mittlere Bearbeitung	Roughing Schruppen	Heavy Duty Schwerzerspannung	Cast iron machining Grauguss Bearbeit.	PCBN · PCD PCBN · PKD
insert shape Schneidplattenform	<b>DF</b>  A54	<b>PM</b>  A55	<b>DR</b> Double-side  A57	<b>HDR</b>  A58	 A58	 A122
	<b>WG</b> wiper  A53	<b>DM</b>  A54	<b>DR</b> Single-side  A57			
	<b>SF</b>  A53	<b>EM</b>  A56	<b>ER</b> Double-side  A58			
	<b>EF</b>  A54	<b>NM</b>  A57	<b>ER</b> Single-side  A58			
	<b>NF</b>  A55					
Type · Typ	<b>DCLNR/L**H/K/M09</b>	CN**0903**	CN**0903**			
	<b>DCLNR/L**K/M/P12</b>	CN**1204**	CN**1204**	CN**1204**	CN**1204**	CN**1204**

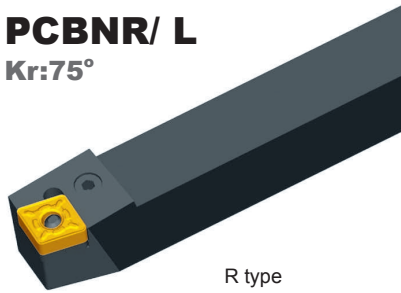
# Turning · Drehen

External turning tools · Drehwerkzeugen zur Außenbearbeitung


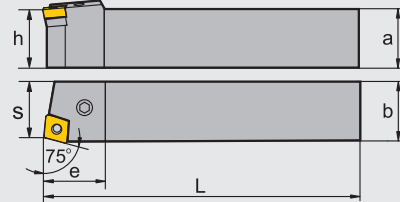
CN\*\* Toolholder · Halter

P-Clamping · P-Halter

**PCBNR/ L**  
Kr:75°



R type  
Rechtsausführung



Type · Typ		Stock Lager Lager		Dimension (mm) Abmessung						Screw Schraube	Shim Unterlage	Wrench Schlüssel	Lever Kniehebel	Shim pin Rohrstift
		R	L	a	b	L	h	s	e					
<b>PCBNR/ L</b>	<b>2020K12</b>	●	●	20	20	125	20	17	27	LEM8×21	C12AP	WH30L	L4	SP4
	<b>2525M12</b>	●	●	25	25	150	25	22	27					
	<b>3232P12</b>	●	●	32	32	170	32	27	27					
	<b>2525M16</b>	●	●	25	25	150	25	22	33	LEM8×25	C16AP	WH30L	L5	SP5
	<b>3232P16</b>	●	●	32	32	170	32	27	33					
	<b>3232P19</b>	●	●	32	32	170	32	27	38	LEM10×27	C19AP	WH40L	L6	SP6
	<b>4040S19</b>	●	●	40	40	250	40	35	38					
	<b>4040S2507</b>	●	●	40	40	250	40	35	50	LEM12×36A	C25AP-07	WH50L	L8	SP8
<b>4040S2509</b>	●	●	40	40	250	40	35	50	C25AP					

Applicable inserts  
Wendeschneidplatten

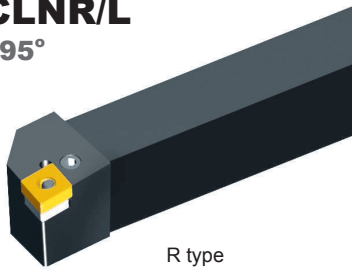
Application Anwendung	Finishing Schlichten	Semi-Finishing Mittlere Bearbeitung	Rough machining Schruppen	Heavy Duty Schwerzerspanung	Cast iron Grauguss Bearbeit.
Inserts WSP	<b>DF</b> A54	<b>PM</b> A55	<b>DR</b> A57	<b>HDR</b> A58	A58
	<b>SF</b> A53	<b>DM</b> A54	<b>DR</b> A57		
	<b>EF</b> A54	<b>EM</b> A56	<b>ER</b> A58		
	<b>NF</b> A55	<b>NM</b> A57	<b>ER</b> A58		
<b>PCBNR/L**K / M / P12</b>	CN**1204**	CN**1204**	CN**1204**	CN**1204**	CN**1204**
<b>PCBNR/L**M / P16</b>	CN**1606**	CN**1606**	CN**1606**	CN**1606**	CN**1606**
<b>PCBNR/L**P / S19</b>		CN**1906**	CN**1906**	CN**1906**	CN**1906**
<b>PCBNR/L**S2507</b>			CN**2507**		
<b>PCBNR/L**S2509</b>			CN**2509**		

● ex stock · ab Lager ○ on demand · Anfrage

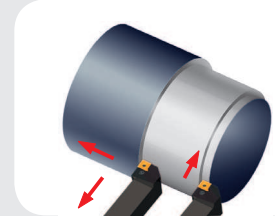
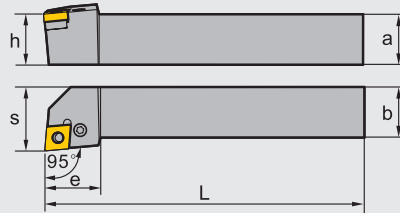
CN\*\* Toolholder · Halter

P-Clamping · P-Halter

### PCLNR/L Kr:95°



R type  
Rechtsausführung



Type · Typ		Stock Lager		Dimension (mm) Abmessung					Screw Schraube	Shim Unterlage	Wrench Schlüssel	Lever Kniehebel	Shim pin Rohrstift	
		R	L	a	b	L	h	s	e					
<b>PCLNR/ L</b>	<b>1616H09</b>	●	●	16	16	100	16	20	20	LEM6×13.4A	C09AP	WH25L	L3	SP10
	<b>2020K09</b>	●	●	20	20	125	20	25	22					
	<b>2525M09</b>	●	●	25	25	150	25	32	22					
	<b>2020K12</b>	●	●	20	20	125	20	25	28	LEM8×21	C12AP	WH30L	L4	SP4
	<b>2525M12</b>	●	●	25	25	150	25	32	28					
	<b>3232P12</b>	●	●	32	32	170	32	40	28	LEM8×25	C16AP	WH30L	L5	SP5
	<b>2525M16</b>	●	●	25	25	150	25	32	33					
	<b>3232P16</b>	●	●	32	32	170	32	40	33					
	<b>3232P19</b>	●	●	32	32	170	32	40	38	LEM10×27	C19AP	WH40L	L6	SP6
	<b>4040S19</b>	●	●	40	40	250	40	50	38					
<b>4040S2507</b>	●	●	40	40	250	40	50	49	LEM12×36A	C25AP-07 C25AP	WH50L	L8	SP8	
<b>4040S2509</b>	●	●	40	40	250	40	50	49						

Applicable insert  
Wendeschneidplatten

Application Anwendung	Finishing Schlichten	Semi-Finishing Mittlere Bearbeitung	Roughing Schruppen	Heavy Duty Schwerzerspannung	Cast iron Grauguss Bearbeit.	PCBN · PCD PCBN · PKD
insert shape Schneidplattenform	<b>DF</b>  A54	<b>PM</b>  A55	<b>DR</b>  A57	<b>HDR</b>  A58	 A58	 A122
	<b>WG</b>  A53	<b>DM</b>  A54	<b>DR</b>  A57			
	<b>SF</b>  A53	<b>EM</b>  A56	<b>ER</b>  A58			
	<b>EF</b>  A54	<b>NM</b>  A57	<b>ER</b>  A58			
	<b>NF</b>  A55					
<b>PCLNR/L**H / K / M09</b>	CN**0903**	CN**0903**				
<b>PCLNR/L**K / M / P12</b>	CN**1204**	CN**1204**	CN**1204**	CN**1204**	CN**1204**	CN**1204**
<b>PCLNR/L**M / P16</b>	CN**1606**	CN**1606**	CN**1606**	CN**1606**	CN**1606**	
<b>PCLNR/L**P / S19</b>		CN**1906**	CN**1906**	CN**1906**	CN**1906**	
<b>PCLNR/L**S2507</b>			CN**2507**			
<b>PCLNR/L**S2509</b>			CN**2509**			