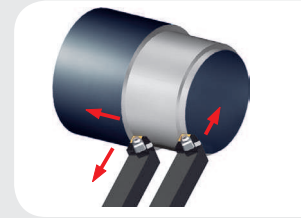
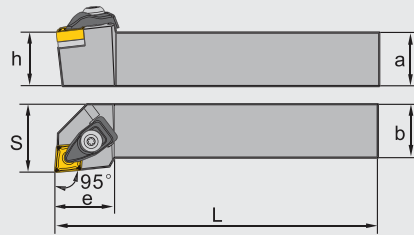
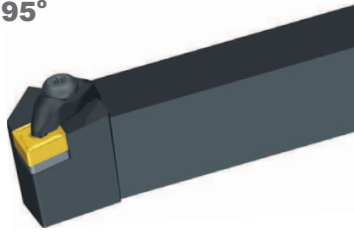


CN** Toolholder · Halter

D-Clamping · D-Halter



















DCLNR/ L

Kr:95°



Type Typ		Stock Lager		Dimension (mm) Abmessung					Screw Schraube	Shim Unterlage	Wrench Schlüssel	Clamp Pratze	Shim pin Rohrstift	Spring Feder	
		R	L	a	b	L	h	s							e
DCLNR/ L	1616H09	●	○	16	16	100	16	20	24	CM5x22C	C09BM	WH30L	C1RA	SM5 x8.65XA1	SPR6
	2020K09	●	●	20	20	125	20	25	24						
	2525M09	●	●	25	25	150	25	32	24						
	2020K12	●	●	20	20	125	20	25	28	CM6x25C	C12BM	WH40L	C2RA	SM6 x10XA1	SPR4
	2525M12	●	●	25	25	150	25	32	28						
	3225P12	●	●	32	25	170	32	32	28						

Applicable insert
Wendeschneidplatten

Application Anwendung	Finishing Schlichten	Semi-Finishing Mittlere Bearbeitung	Roughing Schruppen	Heavy Duty Schwerzerspannung	Cast iron machining Grauguss-Bearbeit.	PCBN · PCD PCBN · PKD
insert shape Schneidplattenform	DF  A60	PM  A61	DR Double side doppelseitig  A63	HDR  A65	Flat Flach  A66	Flat Flach  A129
	SF  A60	DM  A62	DR Single side einseitig  A63	HPR  A65	TC  A63	
	EF  A60	EM  A62	ER Double side doppelseitig  A64			
	NF  A61	NM  A63	ER Single side einseitig  A64			
			LR Single side einseitig  A64			
Type · Typ	DCLNR/L**H/K/M09	CN**0903**	CN**0903**			
	DCLNR/L**K/M/P12	CN**1204**	CN**1204**	CN**1204**	CN**1204**	CN**1204**

A

General Turning
Allgemeine Drehbearbeitung