

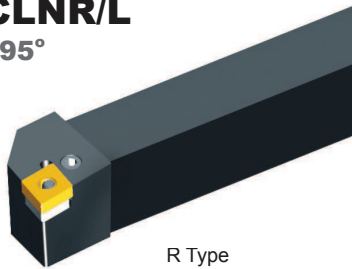
Turning · Drehen

External turning tools · Drehwerkzeuge zur Außenbearbeitung

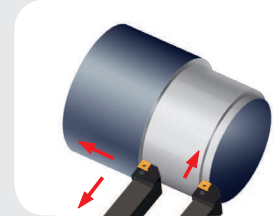
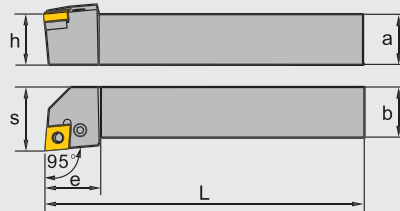
CN** Toolholder · Halter

P-Clamping · P-Halter

PCLNR/L Kr:95°





















R Type
Rechtsausführung



Type Typ	Stock Lager		Dimension (mm) Abmessung						Screw Schraube	Shim Unterlage	Wrench Schlüssel	Lever Kniehebel	Shim pin Rohrstift	
	R	L	a	b	L	h	s	e						
PCLNR/ L	1616H09	●	●	16	16	100	16	20	20	LEM6×13.4A	C09AP	WH25L	L3	SP10
	2020K09	●	●	20	20	125	20	25	22					
	2525M09	○	●	25	25	150	25	32	22					
	2020K12	●	●	20	20	125	20	25	28	LEM8×21	C12AP	WH30L	L4	SP4
	2525M12	●	●	25	25	150	25	32	28					
	3232P12	●	●	32	32	170	32	40	28					
	2525M16	●	●	25	25	150	25	32	33	LEM8×25	C16AP	WH30L	L5	SP5
	3232P16	●	●	32	32	170	32	40	33					
	3232P19	●	●	32	32	170	32	40	38					
	4040S19	●	●	40	40	250	40	50	38	LEM10×27	C19AP	WH40L	L6	SP6
	4040S2507	●	●	40	40	250	40	50	49					
4040S2509	●	●	40	40	250	40	50	49						
									LEM12×36A	C25AP-07 C25AP	WH50L	L8	SP8	

Applicable insert
Wendeschneidplatten

Application Anwendung	Finishing Schlichten	Semi-Finishing Mittlere Bearbeitung	Roughing Schruppen	Heavy Duty Schwerzerspannung	Cast iron Grauguss-Bearbeit.	PCBN · PCD PCBN · PKD
insert shape Schneidplattenform	DF  A60	PM  A61	DR Double side doppel seitig  A63	HDR  A65	Flat Flach  A66	Flat Flach  A129
	SF  A60	DM  A62	DR Single side einseitig  A63	HPR  A65	TC  A63	
	EF  A60	EM  A62	ER Double side doppel seitig  A64			
	NF  A61	NM  A63	ER Single side einseitig  A64			
			LR Single side einseitig  A64			
PCLNR/L**H / K / M09	CN**0903**	CN**0903**				
PCLNR/L**K / M / P12	CN**1204**	CN**1204**	CN**1204**	CN**1204**	CN**1204**	CN**1204**
PCLNR/L**M / P16	CN**1606**	CN**1606**	CN**1606**	CN**1606**	CN**1606**	
PCLNR/L**P / S19		CN**1906**	CN**1906**	CN**1906**	CN**1906**	
PCLNR/L**S2507			CN**2507**			
PCLNR/L**S2509			CN**2509**	CN**2509**		

A

General Turning
Allgemeine Drehbearbeitung